

TT 820

.C6

Copy 1

CLARK'S CROCHET BOOK



MRS. LEROY A. CLARK

PRICE 25 CENTS

CLARK'S CROCHET BOOK

THERE are Crochet Books and Crochet Books on the market, but the end and aim of this book is to furnish a collection of simple, practical as well as beautiful designs suitable for the beginner, the average crocheter and skilled operator.

To the beginner we would suggest a thorough acquaintance with the key before trying the more intricate patterns. Yet the directions are so clear and complete that even those who have before been unable to work from directions will have no trouble.

With these ideas fulfilled we dedicate "Clark's Crochet Book" to the crocheting public.

Copyrighted 1915 by the Author
2516 Mulberry St. St., Joseph, Mo.



CLARK'S CROCHET BOOK

A COLLECTION OF UNIQUE AND
USEFUL DESIGNS
WITH

Full Working Instructions

By MRS. LEROY A. CLARK

Mrs. Leroy A. Clark

PRICE 25 CENTS

Published by

MILLER-CLARK DESIGNING COMPANY
ST. JOSEPH, MO.

Copyrighted 1915
By Mrs. Leroy A. Clark, 2516 Mulberry St.
Saint Joseph, Missouri

ALL RIGHTS RESERVED

TT 820
EG

Key to Terms Used in This Book.

Stitch (st).

Chain (ch)—Tie a slip knot, insert hook, thread over hook, draw through. Repeat as many stitches as are required.

Slip Stitch (sl-st)—Put hook through a stitch of the foundation, draw thread through that and the loop on the needle without throwing thread over.

Double (d)—With stitch on needle, put needle through the work, draw a stitch through, making two on needle. Throw thread over hook again and draw it through both these stitches.

Treble (tr)—With a stitch on the needle, take up thread as if for a stitch, put the needle through the work, draw a stitch through, making three on needle. Throw the thread over, draw through two stitches, then over again, and draw through the two remaining stitches.

Double Treble (dtr)—Thread over the hook twice—cast off three times—two and two and two.

Triple Treble (ttr)—Thread over hook three times. Cast off two—cast off two—cast off two—cast off two.

Popcorn (pc)—5 treble in same stitch, withdraw hook; insert in top of first treble and fifth treble, throw thread over hook, draw through both stitches, chain one to tighten it.

Picot (p)—Chain either 3, 4 or 5, as you like. Insert hook in first stitch, throw thread over hook and draw through chain stitch and stitch on hook.

Triple Picot (triple p)—Three picots in succession.

Cluster (cl)—Stitch on hook, thread over hook, hook through work, thread over hook, draw through, thread over, draw through only 2 loops. Repeat 1 treble, drawing thread through only 2 loops. Make 3rd treble, having 4 stitches on hook, thread over, draw through all 4 stitches. Chain 1 to draw cluster into shape.

NOTE—Where star is found, do not repeat except as per directions given farther on in work.

Illustrations and working directions for the new opera or breakfast cap will be sent to any address in the United States for five cents and a two-cent stamp.

Prices for any of the designs shown in this book will be furnished upon receipt of request and self addressed stamped envelope.

© Cl. A 401379

JUN 14 1915

No. 207. Filet Pillow Case Lace

1st Row. Ch30, turn. Miss 8sts from hook, (tr, ch2, miss 2sts) 4 times, 4tr in next 4sts, (ch2, miss 2sts, tr in next st) twice. Ch6, turn.

2nd Row. Tr over tr, ch2, tr over tr, 9tr in next 9sts, (ch2, miss 2sts, tr over tr) 4 times, ch5, turn.

3rd Row. (Tr over tr, ch2) twice, miss 2sts, 7tr in next 7sts, ch4, miss 2tr, 4tr over 4tr, 2 tr under 2ch, tr over tr, ch2, tr in 3rd st of ch, ch2, tr back into end ch of last row, ch5, turn.

4th Row. Tr in 5th st from hook, ch2, tr over tr, 6tr in next 6sts, ch5, d under 4ch, ch5, miss 3tr, 7tr in next 7sts, (ch2, tr over tr) twice, ch5, turn.

5th Row. (Tr over tr, ch2) twice, miss 2sts, 7tr in next 7sts, ch2, 3tr in last 3sts of 5ch, 4tr over 4tr, ch2, miss 2tr, tr over tr, tr into next tr, ch3, turn.

6th Row. Tr over tr, ch2, miss 2tr, 4tr over 4tr, 2tr in 2ch sts, 4tr over 4tr, (ch2, miss 2sts, tr over tr) 4 times, ch5, turn.

For edge make 4tr under loop at end of 2nd row, d, 4tr under loop at end of 3rd row, d, 8tr under loop at end of 4th row, d, 4tr under loop at end of 5th row, d, 4tr under loop at end of 6th row. Repeat.

No. 208. Pillow Case Lace

1st Row. Ch14, turn, tr in 9th st from hook, ch2, tr in same st, ch1, miss 3sts, tr in next st, ch5, turn.


2nd Row. 2tr under 2ch, ch1, 2tr under same 2ch, ch1, miss 1st in ch, tr in next st, ch5, turn.

3rd Row. tr under 1ch in shell, ch2, tr under same 1ch, ch1, miss 1st, tr in next st, ch5, turn.

4th Row. Like 2nd row, but ch6 instead of 5ch at



Nos. 208-207. Pillow Cases



No. 227. Shell Doily

end, then catch a st back into top of tr at end of 2nd row, ch6, catch back to ch at first row, turn, 8d over 6ch, 4d over next 6ch, ch6, catch back into center of 8d over 6ch just finished, turn, 4d over 6ch, ch3, 2d, ch3, 4d, 4d over 6ch where only 4d are made, ch5. Repeat from first.

No. 209. Dress Lace

1st Row. Ch49, turn. Tr in 15th st from hook. 4tr in next 4sts. Ch3, miss 3sts, 5tr in next 5sts, ch7, miss 6sts, 5tr in next 5sts, ch3, miss 3sts, 5tr in next 5sts, ch17, turn.

2nd Row. Tr in 3rd st from last tr in last row, ch4, sl-st into top of tr just made, tr in same st with last tr, ch7, tr in 4th tr, 6tr in next 6sts, ch7, tr in 4th st of 7ch, p, tr in same st of ch, ch7, tr in 4th tr, 6tr in next 6sts, ch7, tr in 4th st of ch, p, tr in same st of ch, ch12, turn.

3rd Row. Tr in 4th st of 7ch, p, tr in same st of ch, ch7, ttr (thread over hook three times) in 4th tr, ch 7, tr in 4th st of 7ch, p, tr in same st, ch7, tr in 4th st of 7ch, p, tr in same st, ch7, ttr in 4th tr, ch7, tr in 4th st of 7ch, p, tr in same st, ch7, tr in 4th st of 7ch, p, tr in same st, ch12, turn.

4th Row. Tr in 4th st of 7ch, p, tr in same st, ch7, tr in 4th st of 7ch, 6tr in next 6sts, ch7, (tr, p, tr) in 4th st of 7ch, ch7, tr in 4th st of 7ch, 6tr in next 6sts, ch7, (tr, p, tr) in 4th st of 7ch, ch12, turn.

5th row. Tr in 4th st of 7ch, 4tr in next 4sts, ch3, tr over 6th tr, 4tr in next 4sts, ch7, tr in 4th st of 7ch, 4tr in next 4sts, ch3, tr in 6th tr, 4tr in next 4sts, ch17, turn.

6th Row like 2nd row.

Runner at top. Join under 15ch, ch5, d under 12ch, ch5, d under each 12ch, etc., all across. Turn. Ch2, miss 2sts, tr in next st all across.

No. 239. Braid and Crochet Doily

Baste braid on paper cambric or heavy paper. Wheel. Ch6, join, ch7, tr, (ch3, 1tr) 7 times, join. (1 cl, ch9) 9 times, join. (5d over 9ch, ch2, 1p, ch2, join to braid, ch2, p, ch2, 5d over 9ch) 9 times. A runner may be crocheted on the outer edge and any design may be used for finishing edge. This edge is made of 4ch, tr, p, 4ch, d. Runner on inside with any simple finish to join to linen center.


No. 227. Shell Doily

1st Row. Ch40. 1d in 9th st from hook, (ch5, miss 4, 1d in next st) 6 times, ch3, turn.
 2nd Row. 5tr under each of 7 chains of 5, turn.
 3rd Row. Make 14-16 or 18 loops of ch across to other end, turn and make 6 more rows just like it. On 8th row make p in center of each of 11 loops, but not on the last 7 loops; ch3, turn.
 Second Scallop. 5tr under each of 7 chains of 5, turn, sl-st back to other end and finish as first scallop. All other scallops are made like second one. When done make a runner on inside. 3ch, 1tr into each loop, all around, join. Linen center.

No. 203. Corset Cover Yoke

No. 30 Thread, No. 11 Hook.

1st Row. Ch8, join. Ch3, 2tr into ring to finish



No. 239. Braid and Crochet Doily



No. 240. Lily Doily

first cl, ch5, repeat cl until 6 are made. Ch5, join.
 2nd Row. Ch5, (tr in 2nd st of 5ch, ch2, tr in 4th st of 5ch, ch2, tr over cl) all around, join, making 18 eyelets. Ch3.

3rd Row. (2tr under 2ch, tr over tr) all around, join.

4th Row. Ch8, d between 5th and 6th tr, ch8, miss 4tr, d over next tr. Repeat all around. Join.

5th Row. (5d, ch5, 5d) under each 6ch loop. Each medallion is joined to the last by 2 p on each side, as in illustration, as last row is made. It is well to press yoke well after all medallions are joined before edges are made.

Inner Edge.

1st Row. Join thread to middle p of medallion, ch8, dtr into next p, ch8, dtr into first p on next medallion, ch8. Repeat all around, join. Ch6.

2nd Row. (Miss 2sts, dtr, ch2) all around, join.

3rd Row. Ch8, miss 1tr, d over next tr, all around.

4th Row. (5d, ch5, 5d) under each 8ch.


Outer Edge.

1st Row. Fasten thread in middle p, ch8, d, tr in 2nd p, ch8, 2 ttr in next p, ch3, 2 ttr in first p of next medallion, ch8, dtr in next p, ch8, tr in middle p. Repeat all around, join, ch5.

2nd Row. (Miss 2sts, tr, ch2) all around.

3rd Row. Ch8, d under 3rd 2ch, ch8, d over 3rd tr all around.

4th Row. (5d, ch5, 5d) under each 8ch.



No. 203. Corset Cover Yoke

No. 240. Lily Doily

1st Row. Chain 204. Ch6, miss 2, tr in 3rd st; (ch2, miss 2, tr in 3rd st) 67 times, join.

2nd Row. 204tr in the 204sts, join, ch3.


3rd Row. 11tr on 11tr, (ch9, miss 2tr, ttr in 3rd tr, ch9, 12tr on 12tr) 11 times, ch9, miss 2tr, ttr in 3rd tr, ch9, join, sl-st to 3rd tr.

4th Row. Ch3, 7tr over next 7tr, (ch8, d in 8th st of 9ch, ch8, d in 2nd st of next 9ch, ch8, 8tr over 8tr) 11 times, ch8, d in 8th st of 9ch, ch8, d in 2nd st of next 9ch, ch8, join. Sl-st to 3rd tr.

5th Row. (4tr over 4tr, ch5, 8dtr with 1ch between, in ring, ch5) all around. Sl-st to 2nd tr.

6th Row. (2tr over 2tr, ch5, 7 clusters with 5ch between into 7 spaces, ch5,) all around, 1tr over 2tr, ch5.

7th Row. 1tr under 5ch, triple p, ch4, make 6 groups of triple p over each lily, then ch5, 1tr over 2tr, ch5. Repeat all around.



No. 210. Star Centerpiece

No. 210. Star Centerpiece

1st Row. Ch306 sts, join. (31 tr in 31sts, ch1, p, ch1, miss 1st, 1dtr in 2nd st, ch1, p, ch1) 9 times, join with d.

2nd Row. (Miss 1tr, 29tr in 29tr of former row. Ch1, 1 p, ch1, 1 dtr, ch2, 1 dtr in same st, ch1, p, ch1) 9 times.

3rd Row. (Miss 1tr, 27tr on 27tr in last row, ch1, p, ch1, dtr on dtr, ch1, p, ch1, dtr under 2ch, ch2, dtr under same 2ch, ch1, p, ch1, dtr on dtr, ch1, p, ch1) 9 times. Continue in like manner until fifteen rows are made. Having missed one treble on each side of each star point as each row is made there will be three trebles at star points when 15th row is done.

16th Row. 1tr over center of 3tr at point of star, ch3, dtr on dtr, ch1, triple p, ch1, dtr, ch3, dtr, ch1, triple p, ch1. Repeat all around.

No. 202. Daisy Yoke

1st Row. Daisy. Ch9, join. Ch5 (tr into ring, ch2) 7 times, join, sl-st 1st, ch 4.

2nd Row. Cluster of 4dtr in each of 8 spaces, with 9ch between them, join.

3rd Row. (5d, ch5, 5d) over each 9ch. Join daisies as shown in illustration with picots as each daisy is made. A runner ch is added on each side after yoke is all joined. cover this ch with d. Then (ch2, miss 2sts, tr) all around top of yoke and sleeves.

Edge; 1st Row. Scallop is 5tr with 1ch between, (ch4, tr, ch4) connects each scallop.

2nd Row. Scallop. Tr over tr (ch2, tr into space) 4 times, ch2, tr over last tr, ch3, cross to next scallop.

3rd Row. D in each of 5 spaces at top of scallop, with 5ch between, ch3, cross to next scallop.

Square design between daisies. Ch7, join, 4tr into ring, ch2, join to edge of daisy, ch2, 4tr into ring. Repeat until 4 joinings are made as illustrated.

For 3-cornered space make same medallion, only have 3 joinings and 3 sides.

The back of this yoke is made of one row of daisy medallions. It may be made any width desired.

No. 30 thread is used in the yoke here illustrated with a No. 10 hook.

No. 205. Square Yoke

Should be made of about 30 thread or mercerized crochet cotton.

1st Row. Ch45, turn, tr in 9th st, (ch2, miss 2sts, tr in next st,) 12 times, ch5, turn.

2nd Row. Like first row.

3rd Row. Tr over tr, ch2, miss, 2sts, 4tr in next 4sts, (ch2, miss 2sts, tr in next st,) 7 times, 3tr

**No. 202. Daisy Yoke**

in next 3sts, (ch2, miss 2sts, tr over tr,) twice, ch5, turn.

4th Row. (Tr over tr, ch2, miss 2sts,) twice, 7tr in next 7sts, (ch2, miss 2sts, tr over tr,) 3 times, 6tr in next 6sts, (ch2, miss 2sts, tr over tr,) 3 times, ch5, turn.

5th Row. (Tr over tr, ch2, miss 2sts,) twice, (10tr in next 10sts, ch2, miss 2sts) twice, tr over tr, (ch2, tr over tr) twice, ch5, turn.

6th Row. (Tr over tr ch2, miss 2sts,) 3 times, 7tr in next 7sts, ch2, miss 2sts, 7tr in next 7sts, (ch2, miss 2sts, tr over tr,) 4 times, ch5, turn.

7th Row. (Tr over tr, ch2, miss 2sts,) 5 times, 4tr in next 4sts, (ch2, miss 2sts, tr over tr,) 6 times, ch5, turn.

8th Row. (Tr over tr, ch2, miss 2sts,) 3 times, 7tr in next 7sts, ch2, miss 2sts, 7tr in next 7sts, (ch2, miss 2sts, tr over tr) 4 times, ch5, turn.

9th Row. (Tr over tr, ch2, miss 2sts,) twice, (10tr in next 10sts, ch2, miss 2sts) twice, tr over tr, (ch2, miss 2sts, tr over tr) twice, ch5, turn.

10th Row. (Tr over tr, ch2, miss 2sts,) twice, 7tr in next 7sts, (ch2, miss 2sts, tr over tr,) 3 times, 6tr in next 6sts, (ch2, miss 2sts, tr over tr,) 3 times, ch5, turn.


11th Row. Tr over tr, ch2, miss 2sts, 4tr in next 4sts, (ch2, miss 2sts, tr over tr,) 7 times, 3tr in next 3sts, (ch2, tr over tr) twice, ch5, turn.

12th Row. Like 1st row.

13th Row. Like 2nd row.

14th Row. (Tr over tr, ch2, miss 2sts) 5 times, 4tr in next 4sts, (ch2, tr over tr) 6 times, ch5, turn.

15th Row. (Tr over tr, ch2) 4 times, tr over tr, 3tr in next 3sts, ch5, miss 2tr, 4tr in next 4sts, (ch2, tr over tr) 5 times, ch5, turn.



No. 205. Square Yoke

16th Row. (Tr over tr, ch2) 3 times, tr over tr, 3tr in next 3sts, ch5, 3d under 5ch, ch5, miss 3tr, tr over tr, 3tr in next 3sts, (ch2, tr over tr) 4 times, ch5, turn.

17th Row. (Tr over tr, ch2,) twice, tr over tr, 3tr in next 3sts, (ch5, 3d under 5ch) twice, ch5, tr over 4th tr, 3tr in next 3sts, (ch2, tr over tr) 3 times, ch5 turn.

18th Row. Tr over tr, ch2, tr over tr, 3tr in next 3sts, (ch5, 3d under 5ch) 3 times, ch5, tr over 4th tr, 3tr in next 3sts, (ch2, tr over tr) twice, ch5, turn.

19th Row. (Tr over tr, ch2) twice, tr over 4th tr, 3tr under 5ch, (ch5, 3d under 5ch) twice, ch5, 3tr under 5ch, tr over tr, (ch2, tr over tr) 3 times, ch5, turn.

20th Row. (Tr over tr, ch2) 3 times, tr over 4th tr, 3tr under 5ch, ch5, 3d under 5ch, ch5, 3tr under 5ch, tr over tr, (ch2, tr over tr) 4 times, ch5, turn.


21st Row. (Tr over tr, ch2) 4 times, tr over 4th tr, 3tr under 5ch, ch2, 3tr under 5ch, tr over tr, (ch2, miss 2sts, tr over tr) 5 times, ch5, turn.

22nd Row. Like 7th row.

Make 3 stars and 2 diamonds across back, or more, if thread is finer than No. 30 of crochet thread; turn and make strip over shoulder. Across each shoulder 2 diamonds and one star as in illustration. An extra row of mesh may be added between designs to give extra length if needed. If yoke is open in front make two stars and one diamond on right side and on left side make one star and one diamond with plain mesh at center front. If closed front is made follow directions for back. If one is very full across chest one or two extra rows of mesh may be added between diamonds and stars. Plain mesh for band under arms. Band may be any width and rounded at joining to armhole at front and back.

Edge. Tr, ch2, (5dtr with st between) all in one stitch. Edge may be flat or made full.

2nd Row of edge. D between each of 5dtr connected by 5ch, ch3, cross to next scallop and repeat.



No. 204

No. 204. Medallion Yoke for Gown

Made of No. 30 mercerized crochet cotton with No. 11 hook.

1st Row. Ch9, join. Ch5, (tr into ring, ch2) 7 times, join, ch3.

2nd Row. (2tr under 2ch, tr over tr) 7 times, 2tr under 2ch, join, ch3.

3rd Row. (Tr between tr, tr over tr) all around, making 48tr, join. Ch6.

4th Row. D between 4th and 5th tr, ch6, d between next 4th and 5th tr all around, making 12 loops.

5th Row. (4d, ch4, 4d) under each 6ch. Join wheels by picots as shown in illustration, as last row of each wheel is made.

Inner Edge. 1st Row. When all are joined make a runner along the top. Begin at top picot, ch8, 2tr into next p, 2tr into first p in next wheel, ch8 tr in top p. Repeat all around, join.

2nd Row. Ch8, tr in 6st from hook, and tr into 3rd st of runner ch, (ch2, miss 2sts, tr in 3rd st of runner ch, ch5, tr in top of tr just made and another in 3rd st of runner ch). Repeat all around, join.

3rd Row. Sl-st to top of 5ch loop, ch5, tr in top of 5ch loop, (ch2, tr into 5ch loop, ch2, tr into same st of 5ch loop) all around, join.

4th Row. Ch3 for first tr, (ch2, miss 2sts, tr over tr) all around, join.

5th Row. Dtr over tr, 2dtr under 2ch, dtr over tr, ch2, thread over 3 times, hook into top of next tr, thread over, draw through, thread over, draw through 2sts, thread over, draw through 2 more sts, thread over, hook into next tr, thread over hook, draw through, thread over hook, draw through 2sts, thread over, draw through 2 more sts, thread over, draw through loop on hook, thread over, draw through st on hook, ch5, tr into center of figure, ch2. Repeat all around; join.

6th Row. Sl-st to center of 4tr, ch2, tr over tr, ch2, tr in 3rd st of 5ch, ch5, tr into same st of 5ch, ch2, tr over tr, ch2, d between 2nd and 3rd dtr. Repeat all around; join.

7th Row. 3d under 2ch, (d, ch4, d) under next 2ch, (2d, p, 2d, p, 2d, p, 2d) under 5ch, (d, ch4, d) under next 2ch, 3d under next 2ch. Repeat all around.

Outside Edge. 1st Row. Join thread into center p, ch5, dtr into 2nd p, ch8, 2tr into 3rd p, 2tr into first p in next wheel, ch8, ttr into 2nd p, ch5, tr into center p. Repeat; join, ch3.

2nd Row. (Ch2, tr in 3rd st) all around.

3rd Row. 3d under 2ch, all around.

No. 256. Mat Cover

To Be Made of Knitting Cotton.

1st Row. Ch10, join. Ch3 for first tr. 22tr into ring, join.

2nd Row. Ch4. 22tr with 1ch between, over 22tr, join.

3rd Row. Ch3 for first tr, 2tr under each 1ch, join, ch3.

4th Row. Tr over tr, ch3, miss 1tr, 2tr over next 2tr. Continue all around; join.


5th Row. Ch3, for first tr, tr between 2tr, tr over 2nd tr, ch3, miss 2sts, tr over tr, etc., all around, join, ch3.

6th Row. Tr over tr, tr between first and 2nd tr, tr between 2nd and 3rd tr, tr over tr, ch3. Continue all around, join, ch3.

7th Row. (Tr over tr, tr between first and 2nd tr, tr between 2nd and 3rd tr, tr between 3rd and 4th tr, tr over 4th tr, ch3) all around, join.

8th Row. Ch3, (tr over tr, tr between first and 2nd tr, tr between 2nd and 3rd tr, tr between 3rd and 4th tr, tr between 4th and 5th tr, tr over 5th tr, ch3) all around, join.

9th Row. Ch3 for first tr, 6tr over 6tr, 3tr under 3ch, 7tr over 7tr, etc, all around, join.




No. 200. Centerpiece

10th Row. Ch5, d over 3rd tr, (ch5, miss 2tr, d over next tr) all around, join.

11th Row. (Ch 5, d under 5ch,) all around, join.


12th Row. (Ch7, sl-st back into 3rd st, thus making a picot of 4sts, d under next 5ch). Repeat all around, join. Sew rubber tape across back to hold asbestos pad in place.



No. 232

No. 200. Centerpiece

- 1st Row. Ch10, join, 25tr over this ring.
 2nd Row, 3rd, 4th and 5th rows—doubles. Sometimes putting 2 doubles in one st, so there will be 38d in 5th row.
 6th Row. 11d over 11d, ch3, (3tr, ch3) 9 times.
 7th Row. 11d over 11d, 3d under 3ch, ch5, (2tr under 3ch, ch2, 2tr under same 3ch) 8 times. Ch5, 3d under 3ch.
 8th Row. 14d over 14d, 3d under 5ch, ch5, (3tr, ch2, 3tr, all under 2ch) 8 times, 3d under 5ch.
 9th Row. D over all doubles, 3d under 5ch, ch5, (3tr, ch2, 3tr) under each 2ch of the 8 shells, ch5, 3d under 5ch.
 10th Row. D over all doubles, 3d under 5ch, ch5, d under 2ch of shell (ch10, d under 2ch) 7 times, ch5, 3d under 5ch.
 11th Row. D over all doubles, 3d under 5ch, ch5, 13tr under each of seven 10ch, with no sts between. Ch5, 3d under 5ch.
 12th Row. D over all doubles, 3d under 5ch, ch5. (2dtr, ch1, 2dtr, ch3) over first tr, 8th tr, and at joining of groups of 13tr, until 15 shells are made, ch5, 3d under 5ch.
 13th Row. D over all doubles, 3d under 5ch, ch5. (Tr, ch1, tr) under 1ch in shell, ch3, d under 3ch, ch3 all around. Ch5, 3d under 5ch.
 14th Row. D over all doubles, 3d under 5ch, ch5, (d under 1ch, ch5, d, ch5, d) all under 1ch, ch7, (d, ch5, d, ch5, d, ch5, d) all under 1ch. Continue until last 1ch is reached, then make (d, ch5, d, ch5, d) in last 1ch. Ch5, 3d under 5ch.
 15th Row. D over all doubles, 3d under 5ch, ch5, d into first 5ch. (Ch10, join in middle 5ch loop) all around. Ch5, 3d under 5ch.
 16th Row. D over all doubles, 3d under 5ch, ch5. 15tr under each 10ch all around. Ch5, 3d under 5ch.
 17th Row. D over all doubles, 3d under 5ch, ch5, (tr, ch2) over 2nd, 5th, 8th, 11th and 14th tr of each group of 15tr. Ch5, 3d under 5ch.
 18th Row. D over all doubles, 3d under 5ch, ch5, 3tr in top of 2nd tr, ch5, 3d under third 2ch, d over tr, 3d under next 2ch, ch5, 3tr into top of 3rd tr, and so on all around. Ch5, 3d under 5ch.
 19th Row. D over all doubles, 3d under 5ch. Ch5 (tr in st before 1st, 2nd and 3rd tr and in st just following, making 4tr. Ch5, miss 1d, 5d over 5d, ch5) all around. Ch5, 3d under 5ch.
 20th Row. D over all doubles, 3d under 5ch, ch5. (Tr in st before tr, 2tr over 2tr, ch2, 2tr over 2tr, tr in next st, ch5, miss 1d, 3d over 3d, ch5,) all around. Ch5, 3d under 5ch.
 21st Row. D over all doubles, 3d under 5ch, ch5, (tr in st before tr, 2tr over 2tr, ch2, tr under 2ch, ch2, tr in same place, ch2, 2tr over last 2tr, tr in



No. 241. Bath Towel


- next st, ch5, miss 1d, d over next d, ch5) all around. Ch5, 3d under 5ch.
 22nd Row. D over all doubles, 3d under 5ch, ch5. ((Tr in st before tr, 2tr over 2tr, ch4 for p. Tr under 2ch, p, tr under same 2ch, p, (tr, p, tr) under next 2ch, p, (tr, p, tr) under next 2ch, p, 2tr over last 2tr, tr in next st)) all around. Fasten thread. Make four of these medallions and join around linen center.

No. 241. Bath Towel

- 1st Row. Ch21, turn. D in 9th st from hook. (Ch5, miss 3sts, d in the next st) 3 times, ch5, turn.
 2nd Row. (D under 5ch, ch5) 3 times, d under 5ch, turn.
 3rd Row. (Ch5, d under 5ch) 4 times, ch4.
 Scallop. Tr back into loop of second row, (ch2, tr in same loop) 3 times, ch2, join to first st of ch, turn, 3d under each 2ch, making five open spaces in scallop. Join to 5ch of third row.
 4th Row. 4tr under each of four 5ch, turn.
 5th Row. Ch5, d between first and second groups of 4tr, ch5, d between second and third groups of 4tr, ch5, d between third and fourth groups, d into last tr of fourth group, ch5, turn. This completes first full scallop. When desired amount of lace has been done begin at first scallop and edge with blue. Join blue over first tr in scallop, ch5, join over second tr, ch5, join over 3rd tr, ch5, join over 4th tr, ch2, join over first tr in next scallop.



No. 238. Block Lace




No. 259. Sheet

No. 259. Sheet

- 1st Row. Ch34, turn, (tr, ch1, 2tr) in 5th st from hook, (ch5, d in 4th st) 5 times, ch3, (2tr, ch1, 2tr) in 4th st, ch1, tr in 3rd st, ch4, turn.
- 2nd Row. Shell of (2tr, ch1, 2tr) in 1ch of shell, (ch5, d under 5ch) 5 times, ch3, shell in 1ch of shell, ch1, tr over tr, ch4, turn.
- 3rd Row. Shell, (ch5, d under 5ch) 5 times, ch3, shell, ch1, tr over tr, ch4, turn.
- 4th Row. Shell, (ch5, d under 5ch) 5 times, ch3, shell, ch1, tr over tr, ch4, turn. Continue desired length.

No. 260. Sheet

- 1st Row. Ch33, turn. Shell of (2tr, ch1, 2tr) in 5th st from hook, (ch5, d in 4th st) 5 times, ch5, shell of (2tr, ch1, 2tr) in 4th st, tr in 3rd st, ch3, turn.
- 2nd Row. Shell, ch3, d under 5ch, (ch5, d under 5ch) 5 times, ch3, shell, tr over tr, ch3, turn.
- 3rd Row. Shell, (ch5, d into 5ch) twice, ch3, 6tr under center loop, ch3, d under next 5ch, ch5, d under next 5ch, ch5, shell, tr over tr, ch3, turn.



No. 260. Sheet

4th Row. Shell, ch3, d under 5ch, ch5, d under next 5ch, ch3, 6tr over first tr, ch2, 6tr over last tr, ch3, d under 5ch, ch5, d under 5ch, ch3, shell, tr over tr, ch3, turn.

5th Row. Shell, ch5, d under 5ch, ch5, d into first tr, ch3, 6tr under 2ch, ch3, d into last tr, ch5, d under 5ch, ch5, shell, tr over tr, ch3, turn.

6th Row. Shell, ch3, d under 5ch, ch5, d under 5ch, ch5, d into first tr, ch5, d into last tr, (ch5, d under 5ch) twice, ch3, shell, tr over tr, ch3, turn.

7th Row. Shell, (ch5, d under 5ch)

5 times, ch5, shell, tr over tr, ch3, turn.

- 8th Row. Like second row.
- 9th Row. Like seventh row.
- 10th Row. Like second row.
- 11th Row. Like seventh row.
- 12th Row. Like second row.
- 13th Row. Like third row.
- 14th Row. Like fourth row.
- 15th Row. Like fifth row.

No. 238. Block Lace

- 1st Row. Ch29, turn. Tr in 7th st, ch2, miss 2sts, tr in next st, ch2, miss 2sts, 10tr in next 10sts, ch2, miss 2sts, tr in next st, ch2, miss 2sts, tr in last st, ch5, turn.
- 2nd Row. Tr over tr, ch2, 10tr over 10tr, ch2, tr over tr, ch2, tr over tr, 8tr under loop, ch5, turn.
- 3d Row. Tr on 3rd tr, ch2, tr on 5th tr, ch2, tr on 7th tr, ch2, tr on 9th tr, ch2, tr over tr, ch2, 10tr over 10tr, ch2, tr over tr, ch2, tr in 3rd st of 5ch, ch5, turn.

4th Row. Tr over tr, ch2, 10tr over 10tr, ch2, tr over tr, ch2, tr over tr, 3tr under 2ch, 4tr under each of next three 2 chains, ch5, turn.

5th Row. Tr between first and 2nd groups of 4tr, ch3, tr between 2nd and 3rd groups, ch3, tr between 3rd and 4th groups, ch3, tr over last tr in 4th group, (ch2, miss 2sts, tr in next st) 7 times, ch5, turn.

6th row. Tr over tr, (ch2, tr over tr) 6 times, 4tr under 3ch, 5tr under each of next three loops, turn. Sl-st to third group, ch4, tr between 3rd and 4th groups, ch4, tr over last tr in 4th group. Repeat from first row.

No. 234. Diamond Point Lace.


1st Row. Ch 115sts, turn. Tr in 9th, 10th, 11th and 12th sts, ch7, miss 7sts, 7d in next 7sts, ch7, miss 7sts, 4tr in next 4sts, ch2, miss 2sts, 25tr in next 25sts, ch2, miss 2sts, 4tr in next 4sts, ch7, miss 7sts, 7d in next 7 sts, ch7, miss 7sts, 4tr in next 4sts (ch2, miss 2sts, tr in next st) 9 times, ch5, turn.

2nd Row. (Tr over tr, ch2, miss 2sts) 9 times, tr over tr, 3tr under 7ch, ch7, miss 1d, 5d over 5d, ch7, 3tr under 7ch, tr over first tr, ch2, 3tr under 2ch, tr over tr, ch2, miss 2tr, 19tr over next 19tr, ch2, miss 2tr, tr over tr, 2tr under 2ch, tr over tr, ch2, miss 2tr, tr over tr, 3tr under 7ch, ch7, miss 1d, 5d over next 5d, ch7, 3tr under 7ch, tr over tr, ch2, miss 2tr, tr over tr, 3tr under ch, ch9, turn.

3rd Row. Tr in 7, 8, 9sts from hook, tr over tr, ch6, dtr under 2ch, ch6, miss 3tr, tr over tr, 3tr under 7ch, ch5, dtr on 3rd d, ch5, 3tr under 7ch, tr over tr, ch6, dtr under 2ch, ch6, miss 3tr, tr over tr, 2tr under 2ch, tr over tr, ch2, miss 2tr, 13tr over next 13tr, ch2, miss 2tr, tr over next tr, 2tr under 2ch, tr over tr, ch6, dtr under 2ch, ch6, miss 3tr, tr over tr, 3tr under 7ch, ch5, dtr in 3rd d, ch5, 3tr under 7ch, tr over tr. (Ch2, miss 2sts, tr over tr) 11 times, ch5, turn.

4th Row. (Tr over tr, ch2, miss 2sts) 11 times, tr over tr, 3tr under 5ch, ch2, 3tr under next 5ch, tr over tr, ch7, 2d in last 2sts of 6ch, d over dtr, 2d in first 2sts of next 6ch, ch7, miss 3tr, tr over tr, 2tr under 2ch, tr over tr, ch2, miss 2tr, 7tr over next 7tr, ch2, miss 2tr, tr over tr, 2tr under 2ch, tr over tr, ch7, 2d in last 2sts of 6ch, d over dtr, 2d in first 2sts of 6ch, ch7, miss 3tr, tr over tr, 3tr under 5ch, ch2, 3tr under next 5ch, tr over tr, ch7, 2d in last 2sts of 6ch, d over dtr, 2d in first 2sts of 6ch, ch7, miss 3tr, tr over tr, 3tr under ch at end, ch9, turn.

5th Row. Tr in 7, 8 and 9th sts from hook, tr over tr, ch7, d in last st of 7ch, 5d over 5d, d in first st of 7ch, ch7, miss 3tr, tr over tr, 2tr under 2ch, tr over tr, ch7, d over last st of 7ch, 5d over 5d, d in first st of 7ch, ch7, miss 3tr, tr over tr, 2tr under 2ch, tr over tr, ch2, miss 2sts, tr over 4th tr, ch2,



No. 234. Diamond Point Lace

miss 2tr, tr over tr, 2tr under 2ch, tr over tr, ch7, d in last st of 7ch, 5d over 5d, d in first st of 7ch, ch7, miss 3tr, tr over tr, 2tr under 2ch, tr over tr (ch2, miss 2sts, tr over tr) 13 times, ch5, turn.

6th Row. (Tr over tr, ch2, miss 2sts) 11 times, tr over tr, 2tr under 2ch, tr over tr, ch2, miss 2tr, tr over tr, 3tr under 7ch, ch7, miss 1d, 5d over next 5d, ch7, 3tr under 7ch, tr over tr, ch2, miss 2tr, tr over tr, 5tr in next 5sts, tr over tr, ch2, miss 2tr, tr over tr, 3tr under 7ch, miss 1d, 5d over next 5d, ch7, 3tr under 7ch, tr over tr, ch2, miss 2tr, tr over tr, 3tr under 7ch, ch7, miss 1d, 5d over next 5d, ch7, 3tr under 7ch, tr over tr, * ch2, miss 2tr, tr over tr, 3tr under ch, ch9, turn

7th Row. 3tr in 7th, 8th and 9th sts of 9ch, tr over tr, ch6, dtr under 2ch, ch6, miss 3tr * tr over tr, 3tr under 7ch, ch5, dtr in 3rd d, ch5, 3tr under 7ch, tr over tr, ch6, dtr under 2ch, ch6, miss 3tr, tr over tr, 3tr under 7ch, ch5, dtr in 3rd d, ch5, 3tr under

7ch, tr over tr, ch2, miss 2tr, tr over tr, 12tr in next 12sts, ch2, miss 2tr, tr over tr, 3tr under 7ch, ch5, dtr in 3rd d, ch5, 3tr under 7ch, tr over tr, ch6, dtr under 2ch, ch6, miss 3tr, tr over tr, 2tr under 2ch, tr over tr, (ch2, miss 2sts, tr over tr) 11 times, ch5, turn *


8th Row. (Tr over tr, ch2, miss 2sts) 9 times, tr over tr, 2tr under 2ch, tr over tr, ch7, 2d in last 2sts of 6ch, d over dtr, 2d in first 2sts of 6ch, ch7, miss 3tr, tr over tr, 3tr under 5ch, ch2, 3tr under 5ch, tr over tr, ch2, miss 2tr, tr over tr, 18tr in next 18sts, ch2, miss 2tr, tr over tr, 3tr under 5ch, ch2, 3tr under next 5ch, tr over tr, ch7, 2d in last 2sts of 6ch, d over dtr, 2d in first 2sts of next 6ch, ch7, miss 3tr, tr over tr, 3tr under 5ch, ch2, 3tr under next 5ch, tr over tr, * ch7, 2d in last 2sts of 6ch, d over dtr, 2d in first 2sts of 6ch, ch7, miss 3tr, tr over tr, 3tr under ch at end, ch6, turn.

9th Row. Tr in 4th, 5th and 6th sts from hook, tr over tr, ch7, d in last st of 7ch, 5d over 5d, d in first st of 7ch, ch7, miss 3tr, tr over tr, 2tr under 2ch, tr over tr, ch7, d in last st of 7ch, 5d over 5d, d in first st of 7ch, ch7, miss 3tr, tr over tr, 2tr under 2ch, tr over tr, ch2, miss 2tr, 25 tr in next 25sts, ch2, miss 2tr, tr over tr, 2tr under 2ch, tr over tr, ch7, d in last st of 7ch, 5d over 5d, d in first st of 7ch, ch7, miss 3tr, tr over tr, 2tr under 2ch, tr over tr, (ch2, miss 2sts, tr over tr) 9 times, ch5, turn.

10th Row. (Tr over tr, ch2, miss 2sts) 9 times, tr over tr, 3tr under 7ch, ch7, miss 1d, 5d over 5d, ch7, 3tr under 7ch, tr over tr, ch2, miss 2tr, tr over tr, 2tr under 2ch, tr over tr, ch2, miss 2tr, 19tr over 19tr, ch2, miss 2tr, tr over tr, 2tr under 2ch, tr over tr, ch2, miss 2tr, tr over tr, 3tr under 7ch, ch7, miss 1d, 5d over 5d, ch7, 3tr under 7ch, tr over tr, ch2, miss 2tr, tr over tr, 3tr under 7ch, ch7, miss 1d, 5d over 5d, ch7, 3tr under 7ch, tr over tr, ch5, turn.

11th Row. Miss 2tr, tr over tr, 3tr under 7ch, ch5, dtr over 3rd d, ch5, 3tr under 7ch, tr over tr, ch6, dtr under 2ch, ch6, miss 3tr, tr over tr, 3tr under 7ch, ch5, dtr over 3rd d, ch5, 3tr under 7ch, tr over tr, ch6, dtr under 2ch, ch6, miss 3tr, tr over tr, 2tr under 2ch, tr over tr, ch2, miss 2tr, 13tr over next 13tr, ch2, miss 2tr, tr over tr, 2tr under 2ch, tr over tr, ch6, dtr under 2ch, ch6, miss 3tr, tr over tr, 3tr under 7ch, ch5, dtr over 3rd d, ch5, 3tr under 7ch, tr over tr, (ch2, miss 2sts, tr over tr) 11 times, ch5, turn.

12th Row. (Tr over tr, ch2, miss 2sts) 11 times, tr over tr, 3tr under 5ch, ch2, 3tr under next 5ch, tr over tr, ch7, 2d in last 2sts of 6ch, d over dtr, 2d in first 2sts of 6ch, ch7, miss 3tr, tr over tr, 2tr under 2ch, tr over tr, ch2, miss 2tr, 7tr over next



No. 235. Collar

7tr, ch2, miss 2tr, tr over tr, 2tr under 2ch, tr over tr, ch7, 2d in last 2sts of 6ch, d over dtr, 2d in first 2sts of next 6ch, ch7, miss 3tr, tr over tr, 3tr under 5ch, ch2, 3tr under next 5ch, tr over tr, ch7, 2d in last 2sts of 6ch, d over dtr, 2d in first 2sts of next 6ch, ch7, miss 3tr, tr over tr, 3tr under 5ch, ch2, 3tr under next 5ch, tr over tr, ch5, turn.

13th Row. Tr over 4th tr, 2tr under 2ch, tr over tr, finish as 5th row.

14th Row. Like 6th row to star, then ch5, turn.

15th Row. Repeat 7th row from star to star.

16th Row. Repeat 8th row to star, then ch5, turn.

Repeat from first row. When enough lace has been made run a chain of 7sts from loop to loop, except at point of scallop where 4ch is used. Turn, then over all 7ch loops make (4d, ch3, d, ch3, d, ch3, 4d). Over 4ch at point make (2d, ch3, d, ch3, d, ch3, 2d).

No. 235. Collar

1st Row. ch8, join, ch6, 17tr, ch4, turn.


2d Row. 2dtr in next 2tr, (ch4, 3dtr in next 3tr) 5 times.

3rd Row. Sl-st in 2nd dtr (8d under 4ch) 5 times, ch6, miss 2dtr, join to 3rd dtr, turn. Use loop just made for beginning of 2nd scallop.

4th Row. 18tr, ch4, turn, repeat clusters as in 2nd row, join to first circle of first scallop with tr

when working on 2nd scallop, but afterward join into second cluster of last scallop. (8d under 4ch) 5 times. For border, ch3, ttr in first loop of scallop, ch3, 1 tr in 2nd loop, ch4, tr in center loop, ch4, tr in 4th loop, ch4, 1 ttr in 5th loop, ch3, 1 ttr in first loop of 2nd scallop. Repeat on 8 scallops, then change to 3 and 2 chain instead of 4 and 3 chain on next 6 scallops, then change back to 4 and 3 chain to end of collar.

Turn. 4d under each loop of chain to end of collar, ch9, turn, 3tr in 3rd st, ch1, 3tr in same st, ch2, join to edge of collar, sl-st 4sts, ch2, tr in 1ch, ch3, tr in same 1ch, ch2, tr in tr, ch5, 3tr under 3ch, ch1, 3tr under same 3ch, ch2, join to collar. Repeat all around collar, then 4d under each loop of chain all around collar.



No. 237. Belt

1st Row. Ch39, turn. Ch3, for first tr; tr in each of the following sts, turn.
 2nd Row. 6tr, pc in next st. (Catch only the back part of stitches in all tr and pc.) 12tr, pc in next st, 12tr, pc in next st, 6tr, turn.
 3rd Row. Tr in each st, catching front of st instead of back, thus throwing a ridge upon the right side, turn.
 4th Row. Tr back, catching back of st only, turn.
 5th Row. Tr back, catching front of st only, turn.
 6th Row. 12tr, pc, 12tr, pc, 13tr, turn.
 7th, 8th and 9th rows, plain tr as before; 10th has three pc as as first directed. Continue until sufficient length has been finished. Double crochet with picot every $\frac{3}{4}$ of an inch all around edge of belt. Crochet cord for loops to button over four crocheted buttons. Hanging ornaments may be made. Use a heavy hard cord for belt, as it stands

up better. Set buttons back $1\frac{1}{2}$ inches from edge, and omit picots from last eight rows.

No. 221. Coaster Doily

Chain 10, join. 22d over this ring, join.

1st Row. Ch6, miss 1st, 1tr in next st (ch2, miss 1, 1tr in next st) ten times, ch2, join, 3d under each 2ch, join, ch3.

2nd Row. (Ch4, 1tr over tr) 10 times, ch4, join, (6d under 4ch) 11 times, join.

3rd Row. (Ch5, join between 3rd and 4th d, ch5, join on tr) 11 times. Sl-st to center of 5ch.

4th Row. (Ch6, d under 5ch) 22 times, sl-st to center of 6ch.

5th Row. (Ch6, 1d under 6ch) 22 times, join.

No. 222. Coaster Doily

1st Row. Ch5, join. (Ch5, d in ring) 4 times, ch3, tr, joining first 5ch at ring, (ch8, d in 5ch loop) 4 times, ch8, join.

2nd Row. Ch3, 2tr in next 2sts, (ch3, miss 2, 3tr in next 3sts) 7 times, ch3, join.

3rd Row. Make 15 loops of 7ch and join below. Sl-st to center of first loop, ch7, turn, catch into last loop, turn, 9d over this 7ch, join, ch5, turn; * d between 3rd and 4th sts, ch5, miss 3d, d in next st, ch5, join at end, turn, (1d, 5tr, 1d, all under 5ch) 3 times, ch3, d under 7ch, triple p, ch3, 1d under 7ch, ch7, 1d under 7ch, turn, sl-st over 7ch to first st, turn, 9d under 7ch, turn. Repeat from *

No. 223. Coaster Doily.

1st Row. Ch8, join. 16d in ring, join. (Ch10, miss 1st, sl-st in next 3sts) 3 times, ch10, miss 1st, sl-st in next

2sts, join. (11d over 10ch) 4 times, join.

2nd Row. (Ch10, d in 6th d, ch10, join in sl-st between 4 large loops) 4 times, (12d over 10ch) 8 times, join.

3rd Row. Sl-st 5sts on doubles, ch4, 1dtr, (ch1, 1 dtr in next st) 3 times, ch2, (5dtr with 1st between, ch2) 7 times, making 8 groups, join.


4th Row. (2d under 1ch, 1d under next 1ch, ch4, 1d under same 1ch, ch5, 1d under next 1ch, ch4, d under same 1ch, 2d under next 1ch, 3d under 2ch) 8 times.

No. 224. Coaster Doily

Chain 7, Join, 12d Under Ring.

1st Row. (Ch5, d on d) 4 times, turn.

2nd Row. (Ch5, d under 5ch) 4 times, turn. Repeat this row for 3rd, 4th, 5th, 6th rows, fasten and break thread.



No. 224
No. 226

No. 225
No. 222

No. 221
No. 223

Repeat first to sixth rows twice, without breaking thread, work doubles down side of fan and up to the righthand corner of next fan. Ch5, turn, keep 5th st on hook while making one dtr to center of side of each fan, ch5, join to corner of second fan, turn, ch6, triple p, ch6, d to corner of fan, d across top and repeat on other two fans.

No. 225. Coaster Doily

Chain 19, 1tr in 9th St from Hook.

1st Row. (Ch2, miss 2, tr in next st) 3 times, ch5, turn.
2nd Row. (Ch2, miss 2, 1tr in next st) 4 times; ch5, turn.
3rd and 4th rows like 2nd row.
5th Row. (At end of 4th row, ch8 instead of 5, 1d on 2nd tr, ch8, 1d under corner loop) 4 times.
6th Row. 11d under 8ch, 6d under next 8ch, ch9, turn, join to 6th d of former loop, ch1, turn, 11d under 9ch, ch3, turn. (Ch2, miss 1d, 1tr in next d) 5 times, * ch1, turn. (3d, under 2ch) 5 times, sl-st 3 times down side, 5d under same 8ch, 6d under next 8ch. Repeat 6th row to *, ch8, sl-st back into corner of last crown, ch5, turn, 1tr under 8ch, 3 p, ch5 (3d under 2ch) 5 times, slst 3 times down

side. Repeat 6th row until 4 crowns are made. Slst 3sts up side of crown and repeat connecting ornament.


No. 226. Coaster Doily

Chain 14, Turn, 1tr in 8th St from Hook.

1st Row. (Ch2, miss 1st, 1tr in next st) twice, turn
2nd and 3rd rows like 1st row.
4th Row. Ch4. 2dtr under 2ch, making cluster, ch5, (cluster of 3dtr) 7 times, ch5, join, ch3, turn.
5th Row. (Ch4, 1tr in 3rd st of 5ch, ch4, 1tr over cl) 7 times, ch4, 1tr in 3rd st of 5ch, ch4, join. (5d under 4ch) 16 times, join.
6th Row. (Ch 5, 1tr over tr, 1 triple picot, ch5, sl-st over 1tr) 8 times, join.

No. 218. Waist Lace

1st Row. ch30, turn. Tr in 8th st from hook, 2tr in next 2sts, (ch3, miss 4sts, (tr, ch2, tr) in next st) 4 times, turn
2nd Row. ((D, ch5, d, ch5, d, ch5, d) under 2ch, ch3) 4 times. Ch3, 3tr over 3tr, ch2, tr in 3rd st of 5ch, ch5, turn.
3rd Row. 3tr over 3tr, (ch3, tr into middle 5ch, ch2, tr into same 5ch) 4 times, turn.



No. 218. Waist Lace

4th Row. Repeat second row. 5th row like 3rd row, 6th row like 2nd row, 7th row like 3rd row; then ch2, dtr back into end 5ch of last row (ch2, dtr in same 5ch) 5 more times. Sl-st to end 5ch of next row back, turn.

2nd Row of Scallop. (5tr over dtr, tr under 2ch) 3 times; 2 more tr under the 3rd 2ch, ch2, 3 more tr under same 2ch (tr over dtr, tr under 2ch) 3 times, ch2. Leave scallop and make 8th row of work just like 2nd row.

9th row like 3rd row, ch2, tr over tr in scallop, ch2, miss 1tr, tr over 3rd tr, ch2, miss 1tr, tr over 5th tr, ch2, miss 2, tr over 7th tr, ch2, miss 2, tr over 9th tr, ch2, tr under 2ch, ch3, tr under same 2ch, ch2, tr over tr, ch2, tr over 3rd tr, ch2, tr over 5th tr, ch2, tr over 7th tr, ch2, tr over 9th tr, sl st to end of 5ch of 2nd row of body work, turn. Ch2, join to ch at beginning, ch2, tr under 2ch, picot of 4ch at top of tr, ch2, tr under next 2ch. Do this until 6tr with p at tops are made. At point of scallop make (tr, p, ch2) 3 times all under 3ch at center. Finish other side of scallop like first side, then repeat body work as at first.

No. 212. Bias Shell Insertion

1st Row. Ch22, turn, tr in 6th st from hook, (ch2, miss 3sts, tr in next st, ch2, tr in same st) 4 times, ch5, turn.

2nd Row. 3tr under first 2ch, ch1, 3tr under same 2ch, miss 2ch. Repeat shell in 3rd, 5th, 7th and 9th 2 chains, ch6, turn.

3rd Row. Tr in 5th st from hook, ch2, (tr, ch2, tr all under 1ch) 4 times, ch2, tr under 1ch, ch1, turn.

4th Row. Repeat 5 shells, ch6, turn.

5th Row. Repeat 3rd row.

No. 216. Wearever Edge

Chain desired length, turn, or for circular doily, join, ch3 for start on second row of heading. (Ch2, miss 2, tr in next st) all around.

1st Row. Tr over tr, ch2, tr in same st, ch7, miss 1tr, tr in 2nd, ch2, tr in same st, all around.

2nd Row. 3d under 2ch, 9d under 7ch, all around.

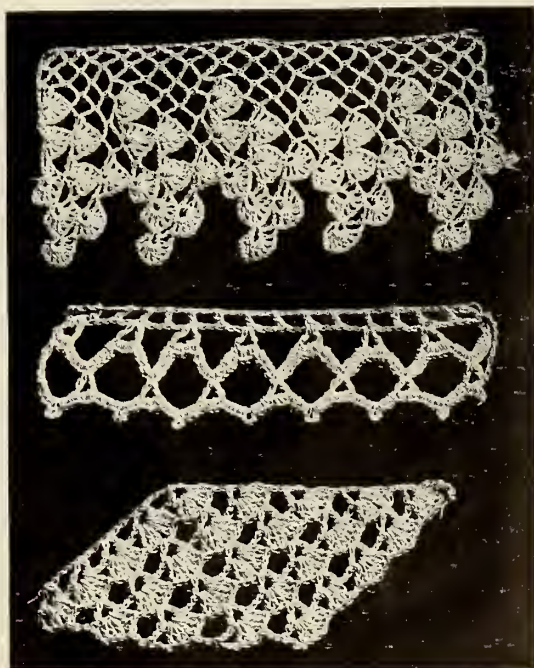
3rd Row. 2tr divided by 2ch in top of each 9d, ch6 between, all around.

4th Row. 3d under each 2ch, (4d, p, 4d) under each 6ch, all around.

No. 219. Grape Lace.

1st Row. Ch25, turn. D in 9th st from hook. Ch5, miss 3sts, d in next st, ch5, (miss 3sts, d in next st, ch4, d in same st, ch5) 3 times, ch4, turn.

2nd Row. (Tr into 4ch loop, ch1) 7 times, d under 5ch, ch1; make three of these scallops, (ch5, d under 5ch) twice, ch5, turn.



Nos. 219-216-212

3rd Row. D under 5ch, ch5, d under 5ch, ch5, d on center tr of scallop, ch5, d in center tr of 2nd scallop, ch4, d in same st, ch5, d in 2nd tr of 3rd scallop, ch4, d in same st, ch5, d in 5th tr of scallop, ch4, d in same st, ch4, turn.

4th Row. Make three scallops in the three 4ch loops, then (ch5, d under 5ch) 3 times, ch5, turn.

5th Row. (D under 5ch, ch5) 3 times, d in the center tr of scallop, ch5, d in center tr of 2nd scallop, ch4, d in same tr, ch5, d in 2nd tr of third scallop, ch4, d in the same tr, ch5, d in the 5th tr of 3rd scallop, ch4, d in the same tr, ch4, turn.

6th Row. Make three scallops in the three 4ch loops. (ch5, d under 5ch) 4 times, ch5, turn.

7th row. (D under 5ch, ch5) twice, (d under 5ch, ch4, d in same st, ch5) twice, d in center tr of scallop, in last row, ch4, d in same st, ch4, turn. Proceed as before.

No. 257. Hand Bag

1st Row. Ch10, join, ch3 for tr, 10tr more into ring, join.

2nd Row. Ch3 for first tr. (Ch4, tr over tr,) 10 times, ch4, join.

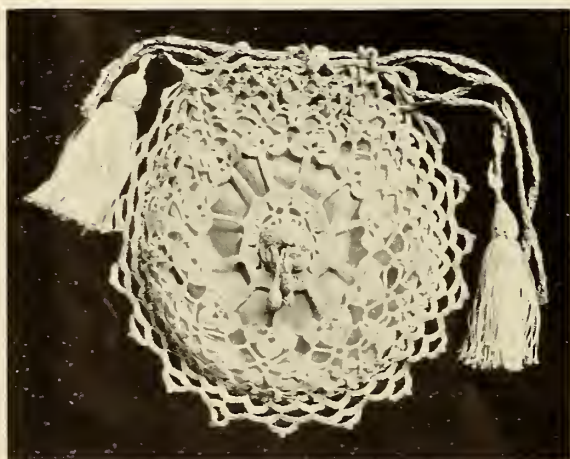
3rd Row. (Ch5, d over tr) 11 times, join.

4th Row. Sl-st 1st. Ch3 for first tr, 5tr under 4ch, (6tr under 4ch) 10 times, join.

5th Row. 3d over 3tr, ch7 for stem to clover, ch5, join st from hook, turn, (ch5, d under 4ch ring, just made) 3 times, turn, (11tr under 5ch loop, d over d) 3 times, 11d over 7ch stem, 3d over 3tr in first group of 6tr, 3d over 3tr in next group. Repeat clover as before until eleven are made, joining each as you make it, to the last clover as illustrated.

6th Row. Sl-st 3sts on clover leaf, ch5, d in top of center clover leaf, ch5, d in 4th tr of 3rd leaf, ch5, d in first leaf of next clover, etc., all around, join.

7th Row. Sl-st 4sts on 5ch, ch3, d in 2nd st of next 5ch, ch5, (2tr, ch 1, 2tr) in 3rd st of next 5ch, ch5, d in 4th st of next 5ch, ch3, d in 2nd st of next 5ch. Continue all around, join.



No. 257. Hand Bag



Nos. 244-215-243

8th Row. Sl-st 2 sts, ch1, p of 4sts, ch1, p, ch1, d in 3rd st of 5ch, ch3, shell of (2tr, ch1, 2tr) in 1ch of shell, ch3, d in 3rd st of 5ch, ch1, p, ch1, p, ch1, d in 3ch, ch1, p, ch1, p, ch1, d in 3rd st of 5ch, ch3, shell. Continue all around, join.

9th Row. Sl-st 3sts going behind p in second st. Ch1, p, ch1, p, ch1, shell of 8tr in 1ch of shell (ch1, p, ch1 p, ch1, d under 1ch between picots of loop) twice, ch1, p, ch1. p, ch1, shell in 1ch of shell. Continue all around, join.

10th Row. Sl-st 3sts behind p; ch1, p, ch1, p, ch1, d in center of shell, (ch1, p, ch1, p, ch1, d in 1ch between picots on loop) 3 times, ch1, p, ch1, p, ch1, d in center of shell. Continue all around, join. Repeat all of this for other side of bag.

Edge. Make loops of 6ch all around, joining with d in the 1ch at center of each loop in last row. Over each of these loops make 8d. Another row of 6ch, joined with d to center of each of loops in last row, join. 8d over 6ch, 4d over next 6ch, ch6, turn, make d in center of covered loop, turn, 4d over 6ch just made, ch4, 4d over same 6ch, 4d over 6ch where only 4d were made; 8d over next 6ch loop, 4d over next 6ch loop, ch6, turn, join with d in center of last covered loop, turn, (4d, ch4, 4d) over 6ch loop. Continue as before.

Rose.

1st Row. Ch8, join, ch3 for first tr, (ch3, tr into ring) 5 times, ch3, join.

2nd Row. Into each loop make (d, 7tr, d) join.

3rd Row. Sl-st thread half way down on tr in first row, ch3, join with sl-st to next tr, ch3 and so on, all around, join.

4th Row. Into each of these 6 loops work (d, 7tr, d) join.

This forms a row of leaves in front of the first row. Now make a third row of loops joining to base of tr each time, and over each loop work (d, 7tr, d).

Little Balls for Center of Rose.

1st Row. Ch5, join. 6d in ring just made. Make 4 rows of doubles, fill with cotton and draw up tight, then chain 14, join to center of rose. Make 3 of these balls with chains of different length. Make rose for each side of bag. Crochet ch 12 feet long. Divide it into three pieces. Braid these together for cord. For cap of tassel begin with a ch of 6, join. Over this work 6d, join, then 8d over this row, 10d in third row, 12d in 4th row, 14d in 5th, 6th and 7th rows.

Cord Directions.

Divide cord into two pieces. One is run through top of bag and two ends drawn into the top of tassel cap and a knot made to prevent its slipping out. The other half of cord is run into the top of the bag from the opposite side and finished as the other was.

Tassel Directions.

Take a piece of cardboard two and a half inches long; over this wind thread 100 times; tie a thread around the threads on one side and slip off of cardboard; cut threads at other end, sew cap for tassel on as shown in illustration.

No. 244. Cross-Stitch

1st Row. Ch14, turn. (Ch3, d in 3rd st) 4 times, ch5, turn.

2nd Row. Dtr in 2nd loop, ch3, turn, dtr in first loop, making a cross with the other dtr, ch3, turn. Dtr in 4th loop, ch3, turn. Dtr in 3rd loop, ch5, turn, catch back to the chain at first row, turn, 3d, p, 2d, p, 2d, p, 3d.

3rd Row. (Ch3, d under 3ch) 4 times, ch5, turn. Repeat 2nd row.

No. 215. Edging

1st Row. Ch24, turn. 1tr in 8th st from hook, ch1, 1tr in same st (ch2, miss 2, 1tr in next st) 4 times, ch2, turn.

2nd Row. (Ch2, miss 2, 1tr in next st) 3 times, ch2, miss 2, 4tr under 1ch, ch4, 1tr on 1tr, ch5, d under 4ch, ch3, 2tr in space between each 4tr (ch2, miss 2, 1tr, 4 times, ch2, turn.

3rd Row. (Ch2, miss 2, 1tr) 3 times, ch2, 2tr in each space between 6tr, ch4, 1tr on 1tr. Repeat from first row.

No. 243. Crochet Tatting

This lace is crocheted over a cord.

1st Loop. 5d, p, 3d, p, 5d, join to beginning st, turn.

2nd Loop. Over cord crochet as first loop and join to first loop at side, turn.

3rd Loop. Over cord repeat first loop and join to second loop, turn. Every other loop will be wrong side out. When sufficient length has been crocheted run a chain along the top connecting with the picots by tr, ch2, tr, all across.

No. 233. Crochet Lunch Cloth

(Illustration on Cover Page).

There are two sizes of wheels made separately and crocheted together.

1st Row. Large wheel. Ch8, join, ch1, 15d in ring, join.

2nd Row. Ch3, 3tr in same st, (ch2, miss 1d, 4tr in next d) 8 groups, ch2, join.

3rd Row. Ch4, (cl 4 over 4tr, ch9) 8 times, join.

4th Row. Sl-st in first of 9ch (4tr under 9ch, ch4, 4tr under same 9ch, ch5) 8 times, join.

5th Row. Make 2nd wheel same until last row. Sl-st in first of 9ch, 4tr under 9ch, ch7, join with sl-st to 5ch in first wheel, turn, 6d over 7ch, 4tr under 9ch, ch5, sl-st in 4ch in first wheel, 5d on 5ch, 4tr under 9ch, ch7, sl-st to 5ch in first wheel, 6d over 7ch, 4tr under 9ch, finish like first wheel. Make and join all large wheels in same way before small square wheels are made.

Small Wheels.

1st Row. Ch6, join. Ch1, 10d in ring, join.

2nd Row. 2d in each of 10d, join.

3rd Row. (5tr, ch2, join to 4ch in last row of large wheel, ch2) four groups, join.

Inner Edge.

1st Row. Fasten thread to 4ch in wheel, ch4, tr in 5ch, ch4, dtr in 4ch, ch4, ttr in 7ch, ch4, dtr in 4ch, ch4, tr in 5ch, ch4. Repeat all around, except at corners, where 6ch is used in place of 4ch, joining 2dtr in same 4ch of wheel.

2nd Row. 5d over 4ch all around last row.

Inside edge of border is the same as for inner edge, except corner directions, which are as follows: Ttr joined to 7ch, ttr to 4ch, ttr to 7ch, all finished through same stitch. Finish with doubles over ch.

Outside Edge.

1st Row. Join thread to 4ch, ch5, join to 5ch, ch5, join to 4ch, ch5, join to center of 7ch between wheels, ch5, join to 4ch, etc., all around.

2nd Row. Join thread to stitch where 5ch joins to 7ch of last row, ch3.


3rd Row. (Ch4, tr in 5ch, ch2, tr in 5ch) 4 groups. Ch4, tr where 5ch in last row joins 7ch. Repeat all around, except at corner, where 8 groups of (ch4, tr in 5ch, ch2 tr in 5ch) are made.

4th Row. Join thread at 2ch in 2nd group of last row. Ch8, join to 2ch of first group. 3d over 8ch, p, 9d, join. Sl-st to third group, join to 2ch. Ch8,

join to 2nd group, ch2, 6d, ch8, join to center of first loop. 3d, p, 9d, join to 2nd loop, 6d, join. Sl st to 4th 2ch, ch8, join to 3rd 2ch, 6d over 8ch, ch8, join to center of 2nd loop in first row of loops, 6d over 8ch, ch8, join to center of first loop in 2nd row of loops, 6d, p, 6d, join, 3d, p, 3d, join, 3d, p, 3d, join, 6d in 4ch, sl-st to 2nd 2ch. Repeat all around. Finish edge to join to linen with chain as first row for inside of border. Baste on heavy paper. Join center and border with ch5, join to opposite side, ch5, join, etc. Whip linen center to chain of crochet.

2nd tr) 12 times, 3 more trs in the same st with the last tr. Continue until 31 popcorns are made, then (ch2, miss 1st, tr in next st) 5 times, ch2, 3tr in next 3sts, ch3, turn.

2nd Row. 2nd, 4th, 6th, 8th, 10th and all even numbered rows are made on wrong side of spread. All popcorn on these rows are to be thrown onto the right side of spread instead of allowing the pc to be on the wrong side, which is next to you when you work these rows. All the pc will be on the right side. 2tr over 2tr, ch1, tr under 2ch, (ch2, tr under 2ch) 4 times, (ch2, pc under 2ch) under



No. 262. Bedspread

No. 262. Bedspread

There are 753 sts across the spread, making 31 diamonds. If a wider or narrower spread is wanted either add or take off 24 sts for each diamond. After making ch desired length turn, tr in 4th st from hook, and in each st all across, ch3, turn. The above makes the foundation.

1st Row. 2tr over 2tr, (ch2, miss 1tr, tr over next tr) 6 times, 3 more trs in the same st with the last tr. Take hook out, insert hook in the first of the four trs in this group, pull last st through this st, draw up tightly, (ch2, miss 1tr, tr over

6th and 7th 2ch, (ch2, tr under 2ch) 10 times, (ch2, pc, under next 2ch) twice, (ch2, tr under 2ch) 10 times. Repeat this all across; then (ch2, tr under 2ch) 5 times, ch1, 3tr over 3tr, ch3, turn.

3rd Row. 2tr over 2tr, (ch2, tr under 2ch) 4 times, (ch2, pc under next 2ch) 3 times, (ch2, tr under 2ch) 9 times, (ch2, pc under 2ch) 3 times. Continue across. After the last 3 pc are done make (ch2, tr under 2ch) 4 times, ch2, 3 tr over 3 tr, ch3, turn.

4th Row. 2tr over 2tr, ch1, tr under 2ch, (ch2, tr under 2ch) 3 times, (ch2, pc under next 2ch) 4

- times, (ch2, tr under 2ch) 8 times, (ch2, pc under 2ch) 4 times; repeat all across. After last 4pc are made (ch2, tr under 2ch) 4 times, ch1, 3tr over 3tr, ch 3, turn.
- 5th Row. 2tr over 2tr, (ch2, tr under 2ch) 3 times, (ch2, pc under 2ch) 5 times, (ch2, tr under 2ch) 7 times, (ch2, pc under 2ch) 5 times. Continue across. After last 5pc, (ch2, tr under 2ch) 3 times, ch2, 3tr over 3tr, ch3, turn.
- 6th Row. 2tr over 2tr, ch1, tr under 2ch, (ch2, tr under 2ch) twice, (ch2, pc under next 2ch) 6 times, (ch2, tr under 2ch,) 6 times, (ch2, pc under 2ch) 6 times. Continue across. After last 6 pc are made (ch2, tr under 2ch) 3 times, ch1, 3tr over 3tr, ch3, turn.
- 7th Row. 2tr over 2tr, (ch 2, tr under 2ch) twice, (ch2, pc under 2ch) 7 times, (ch2, tr under 2ch) 5 times, (ch2, pc under 2ch) 7 times; continue all across. After last 7 pc are made (ch2, tr under 2ch) twice, ch 2, 3 tr over last 3tr, ch3, turn.
- 8th Row. 2tr over 2tr, ch1, tr under 2ch, ch2, tr under 2ch, (ch2, pc under 2ch) 8 times, (ch2, tr under 2ch) 4 times, (ch2, pc under 2ch) 8 times; continue across. After last 8 pc are made, (ch2, tr under 2ch) twice, ch1, 3tr over 3tr, ch3, turn.
- 9th Row. 2tr over 2tr, ch2, tr under 2ch, (ch2, pc under 2ch) 9 times, (ch2, tr under 2ch) 3 times, (ch2, pc under 2ch) 9 times; continue all across. After last 9 pc are made, ch2, tr under 2ch, ch2, 3tr over 3tr, ch3, turn.
- 10th Row. 2tr over 2tr, ch1, tr under 2ch, (ch2, pc under 2ch) 10 times, (ch2, tr under 2ch) twice, (ch2, pc under 2ch) 10 times; continue across. After last 10 pc are made ch2, tr under 2ch, ch1, 3tr over 3tr, ch3, turn.
- 11th Row, like 9th row; 15th Row, like 5th row;
12th Row, like 8th row; 16th Row, like 4th row;
13th Row, like 7th row; 17th Row, like 3rd row;
14th Row, like 6th row; 18th Row, like 2nd row;
- 19th Row. 2tr over 2tr, (ch2, tr under 2ch) 5 times, ch2, one pc under 2ch, (ch2, tr under 2ch) 5 times, ch2, one pc under 2ch; continue across. After last pc is made (ch2, tr under 2ch) 5 times, ch2, 3tr over 3tr, ch3, turn.
- 20th Row. 2tr over 2 tr, ch1, tr under 2ch, (ch2, tr under 2ch) 10 times, (ch 2, pc under 2ch) twice, (ch2, tr under 2ch) 10 times, (ch2, pc under 2ch) twice; continue across. After last 2 pc are made, (ch2, tr under 2ch) 11 times, ch1, 3tr over 3tr, ch3, turn.
- 21st Row. 2tr over 2tr, (ch2, tr under 2ch) 10 times, (ch2, pc under 2ch) 3 times (ch2, tr under 2ch) 9 times, (ch2, pc under 2ch) 3 times; continue. After last 3 pc are made, (ch2, tr under 2ch) 10 times, ch2, 3tr over 3tr, ch3, turn.
- 22nd Row. 2tr over 2tr, ch1, tr under 2ch, (ch2, tr under 2ch) 9 times, (ch2, pc under 2ch,) 4 times, (ch2, tr under 2ch) 8 times, (ch2, pc under 2ch) 4 times; continue. After last 4 pc are made (ch2, tr under 2ch) 10 times, ch1, 3tr over 3tr, ch3, turn.
- 23rd. Row. 2tr over 2tr, (ch2, tr under 2ch) 9 times, (ch2, pc under 2ch) 5 times, (ch2, tr under 2ch) 7 times, (ch2, pc under 2ch) 5 times; continue. After last 5 pc, (ch2, tr under 2ch) 9 times, ch2, 3tr over 3tr, ch3, turn.
- 24th Row. 2tr over 2tr, ch1, tr under 2ch, (ch2, tr under 2ch) 8 times, (ch2, pc) 6 times, (ch2, tr under 2ch) 6 times, (ch2, pc) 6 times; continue. After last 6 pc, (ch2, tr under 2ch) 9 times, ch1, 3tr over 3tr, ch3, turn.
- 25th Row. 2tr over 2tr, (ch2, tr under 2ch) 8 times, (ch2, pc) 7 times, (ch2, tr under 2ch) 5 times, (ch2, pc) 7 times; continue. After last 7 pc, (ch2, tr under 2ch) 8 times, ch2, 3tr over 3tr, ch3, turn.
- 26th Row. 2tr over 2 tr, ch1, tr under 2ch, (ch2, tr under 2ch) 7 times, (ch2, pc) 8 times, (ch2, tr under 2ch) 4 times, (ch2, pc) 8 times; continue. After last 8pc, (ch2, tr under 2ch) 8 times ch1, 3tr over 3tr, ch3, turn.
- 27th Row. 2tr over 2tr, (ch2, tr under 2ch) 7 times, (ch2, pc) 9 times, (ch2, tr under 2ch) 3 times, (ch2, pc) 9 times; continue. After last 9 pc, (ch2, tr under 2ch) 7 times, ch2, 3tr over 3tr, ch3, turn.
- 28th Row. 2tr over 2tr, ch1, tr under 2ch, (ch 2, tr under 2ch) 6 times, (ch2, pc) 10 times, (ch2, tr under 2ch) twice, (ch2, pc) 10 times; continue. After last 10 pc, (ch2, tr under 2ch) 7 times, ch1, 3tr over 3tr, ch3, turn.
- 29th Row, like 27th row; 34th Row, like 22nd row;
30th Row, like 26th row; 35th Row, like 21st row;
31st Row, like 25th row; 36th Row, like 20th row;
32nd Row, like 24th row; 37th Row like 19th row;
33rd Row, like 23rd row;
- 38th Row. Repeat from first row of directions. Make spread desired length. Corners to fit around posts at foot of bed may be left any depth desired. Fringe is made all around except across top under bolster cover.


No. 217. Greek Border

All the trebles in groups are taken on the back of stitches of the former rows, thus forming ridges.

K stitch is made by joining two trebles with (ch3, miss two sts, d in the third st, ch3). Ch81, turn.

1st Row. tr in the 5th st from hook, K, 7tr in next 7sts, K, 1tr in 6th st, K, 25 tr in next 25sts, K, 1tr in 6th st, K, 7tr in next 7sts, K, 1tr in 6th st, ch1, miss 1st, 1tr in next st, ch5, turn.

2nd Row. 1tr over tr, ch5, 7tr over 7tr, ch5, 1tr over 1tr, ch5, 25 tr over 25tr, ch5, 1tr over 1tr, ch5, 7tr over 7tr, ch5, 1tr over tr, ch1, miss 1, 1tr over tr, ch5, turn.



No. 228. Shell Edging

3rd Row. 1tr over tr, K, 7tr over 7tr, K, 1tr over tr, K, 7tr over 7tr, (K, 1tr in 6th st) 4 times, K, 7tr over 7tr, K, 1tr over tr, ch1, miss 1, 1tr over tr, ch5, turn.

4th Row. 1tr over tr, ch5, 7tr over 7tr, (ch5, 1tr over tr) 4 times, ch5, 7tr over 7tr, ch5, 1tr over tr, ch5, 7tr over 7tr, ch5, 1tr over tr, ch1, miss 1, 1tr over tr, ch5, turn.

5th Row. Like 3rd row. 6th row, like 4th row. 7th row like 1st row, 8th row like 2nd row.

9th Row. 1tr over tr, K, 7tr over 7tr (K, 1tr over tr) 4 times, K, 7tr over 7tr, K, tr over tr, K, 7tr over 7tr, K, tr over tr, ch1, miss 1, tr over tr, ch5, turn.

10th Row. 1tr over tr, ch5, 7tr over 7tr, ch5, tr over tr, ch5, 7tr over 7tr, (ch5, 1tr over tr) 4 times, ch5, 7tr, ch5, tr over tr, ch1, miss 1, tr over tr, ch5, turn.

11th Row. Like 9th row. 12th row like 10th row, 13th row like 1st.

No. 220. Honeycomb Lace

1st Row. Shell is made thus: (3tr, ch1, 3tr) all under same chain. Chain 32, turn. Tr in 6th st from hook, (ch2, miss 4sts, tr in 5th st, ch2, tr in same st) 5 times, ch4, turn.

2nd Row. Shell in first 2ch, miss 2ch, shell under 2ch, ch1, miss 2ch, 6tr under 2ch, ch1, miss 2ch, shell in 2ch, miss 2ch, shell in 2ch, miss 2ch, tr over tr, ch1, tr over tr, ch4, turn.

3rd Row. Tr over tr, ch2, (tr, ch2, tr) under 1ch, ch2, (tr, ch2, tr) under next 1ch, ch2, tr in 1ch, 6tr over 6tr, tr in 1ch, ch2, (tr, ch2, tr) under 1ch, ch2, (tr, ch2, tr) under next 1ch, ch4, turn.

4th Row. Like second, except in the number of trebles in center. Add one treble on each side as each row is made, beginning with 6tr and ending with 22tr in the tenth row.

11th Row. Like first row, only there are 9 spaces for shells.

12th Row. 9 shells, 13th row like 11th, 14th row

4th Row. (D in 7ch, ch7, miss 1d, 3d over 3d, miss 1d, ch7, d in 7ch) 3 times, turn.

5th Row. Ch7, d in 7ch (ch7, d in 7ch, 13tr under next 7ch, d in next 7ch) 3 times, turn, sl-st 4sts.

6th Row. (5d over 5 center tr, ch7, d in next 7ch, ch7) 3 times, d in 7ch, ch7, turn.

7th Row. (D in 7ch, ch7, miss 1d, 3d over 3d) 3 times, turn.

8th Row. Sl-st on 7ch 3sts, proceed as in 2nd row.

9th Row. (Miss 4tr, 5d over 5tr, ch7, d under 7ch, ch7) twice, miss 4tr, 5d over 5tr, turn, sl-st 1.

10th Row. (3d over 3d, ch7, d under 7ch, ch7, d under 7ch, ch7) twice, miss 1d, 3d over 3d, ch7, d under 7ch, turn.

11th Row. Ch7, d under 7ch, (ch7, d under 7ch, 13tr under next 7ch, d under 7ch) twice, ch7, turn.

12th Row. (Miss 4tr, 5d over tr, ch7, d under 7ch, ch7) twice, d under 7ch, ch7, turn.

13th Row. (D under 7ch, ch7, d under 7ch, ch7, miss 1d, 3d over 3d, ch7) twice, d under 7ch, ch7, ldtr under same 7ch, ch5, turn.

14th Row. Proceed as in second row. For edge crochet loops of 9ch around points, turn back and work (6d, p, 6d) under each loop.

like 12th, 15th row makes first row of next scallop.

No. 228. Shell Edging


1st Row. Ch45, turn. D in 9th st from hook (ch5, miss 3sts, d in 4th st) 8 times, ch5, turn.

2nd Row. (13tr under 5ch, d under second 5ch, ch7, d in 3rd 5ch) 2 times, 13tr under next 5ch, d under next 5ch, turn.

3rd Row. (Ch7, miss 4tr, 5d in 5tr, ch7, d under 7ch) twice, ch7, miss 4tr, 5d over 5tr, ch4, 1dtr in 4ch, ch7, turn.



No. 220. Honeycomb Lace



No. 249. Siamese Yoke

No. 249. Siamese Yoke

- 1st Row. Ch40 sts, turn. Tr in 10th st from hook. (Ch2, miss 2sts, tr in next st) 10 times, ch5, turn.
- 2nd Row. Tr over tr, 6tr in next 6sts, (ch2, tr over tr) 5 times, 6tr in next 6sts, ch2, tr over tr, ch5, turn.
- 3rd Row. 4tr over 4tr, ch2, miss 2tr, tr over last tr, 3tr in next 3sts, (ch2, tr over tr) 3 times, 3tr in next 3sts, ch2, miss 2tr, 4tr over 4tr, ch2, miss 2sts, tr over tr, ch5, turn.
- 4th Row. Tr over tr, (ch2, miss 2tr, 4tr in next 4sts) 4 times, (ch2, tr over tr) twice, ch5, turn.
- 5th Row. Tr over tr, ch2, miss 2sts, tr over tr, (ch2, miss 2tr, 4tr in next 4sts) 3 times, (ch2, miss 2sts, tr over tr) 3 times, ch5, turn.
- 6th Row. (Tr over tr, ch2, miss 2sts) 3 times, 4tr in next 4sts, ch2, miss 2tr, 4tr in next 4sts, (ch2, miss 2sts, tr over tr) 4 times, ch5, turn.
- 7th Row, like 5th row; 10th Row, like 2nd row;
- 8th Row, like 4th row; 11th Row, like 1st row;
- 9th Row, like 3rd row; 12th Row, like 1st row;

Make five of these designs across each side of front of yoke, leaving only one row of eyelets or holes on the end of the 5th design on each side of yoke, as at beginning. You have two rows of eyelets or holes between designs. Now turn and work the six designs over shoulder just as you worked the front ones. You will then have seven designs over the shoulder, as the corner one counts on both the front and shoulder piece. Make only one row of plain eyelets at end of last design over shoulder; break thread and fasten to lefthand corner to begin work across back. Make one row plain eyelets, so you will have the required two plain rows between designs. There should be ten designs across back, counting corner designs. Second shoulder like first, then make second side of front. On the left front make 34d in 34sts. Make 7 rows of 34d. This is a hem for buttons. On right side make 4 rows of 34d.

The fifth row is made thus 6d over 6d, ch8, miss 8d, 6d over 6d, ch8, miss 8d, 6d over 6d; 4 other rows are 34d in 34sts. This makes two buttonholes.

For strap under arms join thread at outer front corner of yoke.

1st Row. Ch5, tr over tr, ch2, tr over next tr, ch5, turn.

2nd Row. Tr over tr, ch2, tr over tr, ch5, turn. Continue until 44 rows of two eyelets are made. Join to back corner. Repeat for strap on other arm.

Edge for bottom of yoke and inside of arm strap.

1st Row. 3tr in eyelet, ch5, miss 2 eyelets, 3tr in next eyelet, all around.

Upper Edge of Yokes and Onter Edge of Sleeves

1st Row. 2tr in eyelet ch8, miss 2 eyelets, 2tr in next eyelet, all around.

2nd Row. D under 8ch, ch10, all around.

3rd Row. D under 10ch, ch6, (tr, p, tr, p, tr, p, tr) under next 10ch, ch6. Repeat all around.

No. 201. Eleven Point Yoke.

- 1st Row. Ch24, turn. 2tr in 5th st from hook, ch2, 2tr in same st, 8d over 6ch, miss 2sts (2 tr, ch2, 2tr) all in next st (ch2, miss 2sts, tr in next st) 3 times, ch4, turn.
- 2nd Row. Tr over tr, 6tr in next 6sts, ch2, (2tr, ch2, 2tr) under 2ch of shell, ch6, (2tr, ch2, 2tr)



No. 217. Greek Border

under 2ch of shell, ch5, join at end of first row, turn.

3rd Row. (4d, ch4, 4d) under 5ch just made, shell under 2ch of shell, 8d over 6ch, shell, ch2, tr in point of shell, ch2, miss 2sts, tr over 3tr, ch2, miss 1tr, 3tr over 3tr, ch2, tr over tr, ch4, turn.

4th Row. (Tr over tr, ch2, miss 2sts) twice, tr over last tr, 6tr in next 6sts, ch2, shell, ch6, shell, ch5, join back at end of last row, turn, (4d, ch4, 4d) under 5ch.

5th Row. Shell, 8d over 6ch, shell, ch2, miss 1tr, tr over tr, ch2, 3tr over first 3tr, ch2, miss 1tr, 3tr in next 3sts, (ch2, miss 2sts, tr over tr) 3 times, ch4, turn.

6th Row. Tr over tr, 6tr in next 6sts, ch2, tr under 2ch, ch2, miss 2tr, 7tr in next 7sts, ch2, shell, ch6, shell, ch5, join back, turn (4d, ch4, 4d) over 5ch.

7th Row. Shell, 8d over 6ch, shell, ch2, miss 1tr, tr in next st, (ch2, 3tr over 3tr, ch2, miss 1tr, 3tr over 3tr, ch2, tr over tr) twice, ch4, turn.

8th Row. Tr over tr, (ch2, tr under 2ch, ch2, miss 2tr, 7tr in next 7sts) twice, ch2, shell, ch6, shell, ch5, join back, turn, (4d, ch4, 4d) under 5ch.

9th Row. Shell, 8d over 6ch, shell, ch2, miss 1tr (tr over tr, ch2, 3tr over 3tr, miss 1tr, ch2, 3tr over 3tr, ch2) twice, tr over tr, (ch2, tr over tr) ch4, turn.


10th Row. (Tr over tr, 6tr in next 6sts, ch2, tr under 2ch, ch2, miss 2tr) twice, tr over tr, 6tr in next 6sts, ch2, shell, ch6, shell, ch5, join back, turn (4d, ch4, 4d) under 5ch.

11th Row. Shell, 8d over 6ch, shell, ch2, miss 1tr, tr over tr, ch2, (3tr over 3tr, ch2, miss 1tr, 3tr over 3tr, ch2, tr over tr, ch2) twice, 3tr over 3tr, ch2, miss 1tr, 3tr over 3tr, ch2, tr over tr, ch4, turn.

12th Row. (Tr over tr, ch2, tr under 2ch, ch2, miss 2tr, tr over tr, ch2, tr over tr, ch2) 3 times, ch2, shell, ch6, shell, ch5, join back, turn, (4d, ch4, 4d) under 5ch.

No. 232. Table Runner

1st Row. Ch80sts, turn. 1tr in 4th st, 3tr in next 3sts, ch5, miss 5sts in ch, tr in next st of ch, (ch1, miss 1st, tr in next st) 10 times, making 11tr in



No 201. Eleven Point Yoke

group, ch5, d in 4th st (ch7, d in 4th st of ch) 3 times, ch5, miss 4sts in ch, 7tr in next 7sts, pc, 7tr in next 7sts of ch, ch5, miss 4sts in ch, 4tr in next 4sts, ch3, turn.

2nd Row. 3tr over 3tr, ch3, d under 5ch, ch5, miss 2tr, 13tr over 13tr, 2tr in first 2sts of ch, ch5, d under 7ch, (ch7, d under 7ch) twice, ch5, tr in 3rd st of ch, ch1, tr in 5th st of ch, ch1(9tr over next 9tr with 1ch between, miss 2tr, ch5, d under 5ch, ch3, 4tr over 4tr, ch3, turn.

3rd Row. 3tr over 3tr, ch5, d under 5ch, ch5, miss 2tr (tr over next tr, ch1) 9 times, tr in first st of ch, ch1, miss 1st in ch, tr in next st, ch5, d under 7ch, ch7, d under 7ch, ch5, 2tr in last 2sts of 5ch, 5tr over 5tr, pc, 7tr over next 7tr, ch5, d under 5ch, ch5, 4tr over 4tr, ch3, turn.

4th Row. 3tr over 3tr, ch3, d under 5ch, ch7, d under 5ch, ch5, miss 2tr, 13tr over 13tr, tr in first and 2nd st of 5ch, ch5, d under 7ch, ch5, tr in 3rd st of 5ch, ch1, miss 1st of ch, tr in last st of ch, (ch1, tr over tr) 9 times, ch5, d under 5ch, ch7, d under 5ch, ch3, 4tr over 4tr, ch3, turn.

5th Row. 3tr over 3tr, ch5, d under 7ch, ch7, d under 5ch, ch5, miss 2tr, 11tr with 1ch between as in last row, ch5, 7tr, pc, 7tr, ch5, d under 5ch, ch7, d under 7ch, ch5, 4tr over 4tr, ch3, turn.

6th Row. 3tr over 3tr, ch3, d under 5ch, ch7, d under 7ch, ch7, d under 5ch, ch5, miss 2tr, 15tr, ch3,



No. 232. Table Runner

- tr with 1ch between on 4th and 5th sts of 5ch (ch1, 1tr over tr) 9 times, ch5, d, ch7, d, ch7, d ch3, 4tr over 4tr, ch3, turn.
- 7th Row. 3tr over 3tr, ch5, d, ch7, d, ch7, d, ch5, miss 2tr, 7tr with 1ch between over 7tr, ch3, miss 2tr, 2tr under 3ch, 5tr over 5tr, pc, 7tr in next 7sts, ch5, d, (ch7, d) twice, ch5, 4tr, ch3, turn.
- 8th Row. 3tr, ch3, d (7ch, d) 3 times, ch5, miss 2tr, 15tr, ch3, miss 2tr, 3tr with 1ch between, ch5, d (ch7, d) 3 times, ch3, 4tr, ch3, turn.
- 9th Row. 3tr, ch5, d, (ch7, d) 3 times, ch5, miss 3tr, 2tr under 3ch, 5tr over 5tr, pc, 7tr, ch5, d (ch7, d) 3 times, ch5, 4tr, ch3, turn.
- 10th Row. 3tr, ch3, d (ch7, d) 3 times, ch5, tr in 3rd st of ch, ch1, tr in 5th st of ch, ch1, tr over tr, ch3, miss 1tr, 15tr, ch5, d (ch7, d) 3 times, ch3, 4tr, ch3, turn.
- 11th Row. 3tr, ch5, d, (ch7, d) twice, ch5, 2tr on last 2sts of 5ch, 5tr, pc, 7tr, ch3, tr under 3ch, ch1, tr under 3ch, ch1, 3tr over 3tr with 1ch between, ch1, tr in first of ch, ch1, tr in 3rd st of ch, ch5, d, (ch7, d) twice, ch5, 4tr, ch3, turn.

- 12th Row. 3tr, ch3, d (ch7, d) twice, ch5, 11tr with 1ch between, ch3, first of 15tr in 3rd tr of last row, ch5, d, (ch7, d) twice, ch3, 4tr, ch3, turn.
- 13th Row. 3tr, ch5, d, ch7, d, ch5, 7tr, pc, 7tr, ch5, miss (2tr, 3ch, 2tr), first of 11tr with 1ch between over next tr, ch5, d, ch7, d, ch5, 4tr, ch3, turn.
- 14th Row. 3tr, ch3, d, ch7, d, ch5, 11tr with 1ch between, ch5, d, ch5, 15tr, ch5, d, ch7, d, ch3, 4tr, ch3, turn.
- 15th Row. 3tr, ch5, d, ch5, 7tr, pc, 7tr, ch5, d, ch7, d, ch5, miss 2tr, 11tr with 1ch between, ch5, d, ch5, 4tr, ch5, turn.
- 16th Row. 3tr, ch3, d, ch5, 11tr with 1ch between, ch5, d, (ch7, d) twice, ch5, 15tr, ch5, d, ch3, 4tr, ch3, turn.
- 17th Row. 3tr, ch5, 7tr, pc, 7tr, ch5, d, (ch7, d) 3 times, ch5, 11tr with 1ch between, ch5, 4tr, ch3, turn.
- 18th Row. 3tr, ch3, d, ch5, 11tr with 1ch between, first tr in 3rd tr of last row, ch5, d, (ch7, d) twice, ch5, 15tr, first in 4th st of 5ch, ch5, d, ch3, 4tr, ch3, turn.
- 19th Row. 3tr, ch5, d, ch5, first of 7tr in 3rd tr of last row, pc, 7tr, ch5, d, ch7, d, ch5, 11tr with 1ch between, first tr in 4th st of 5ch, ch5, d, ch5, 4tr, ch3, turn.
- 20th Row. 3tr, ch3, d, ch7, d, ch5, 11tr with 1ch between, ch5, d, ch5, 15tr, ch5, d, ch7, d, ch3, 4tr, ch3, turn.
- 21st Row. 3tr, ch5, d, ch7, d, ch5, 7tr, pc, 7tr, ch5, 11tr with 1ch between, ch5, d, ch7, d, ch5, 4tr, ch3, turn.

- 22nd Row. 3tr, ch3, d, (ch7, d) twice, ch5, 11tr with 1ch between, ch3, 15tr, ch5, d, (ch7, d) twice, ch3, 4tr, ch3, turn.
- 23rd Row. 3tr, ch5, d, (ch7, d) twice, ch5, 7tr, pc, 7tr, ch3, 7tr with 1ch between, first tr in 3rd tr of last row, ch5, d, (ch7, d) twice, ch5, 4tr, ch3, turn.
- 24th Row. 3tr, ch3, d, (ch7, d) 3 times, ch5, 3tr with 1ch between, first tr in 3rd tr of last row, ch3, 15tr, ch5, d, (ch7, d) 3 times, ch3, 4tr, ch3, turn.

No. 247. Diamond Dresser Scarf

- 1st Row. Ch54, turn, tr in 10th st from hook. (Ch2, miss 2sts, tr in next st) 3 times, 3tr in next 3sts, ch2, miss 2sts, 4tr in next 4sts (ch2, miss 2sts, tr in next st) twice, 3tr in next 3sts, ch2, miss 2sts, 4tr in next 4sts, (ch2, miss 2sts, tr in next st) 4 times, ch6, turn.
- 2nd Row. Tr over tr, 3tr in next 3sts (ch2, miss 2sts, tr over tr) 3 times, 3tr in next 3sts, (ch2, miss 2sts, tr in next st) 4 times, 3tr in next 3sts, (ch2, miss 2sts, tr over tr) 5 times, ch6, turn.

3rd Row. (Tr over tr, ch2, miss 2sts) 12 times, 10tr in next 10sts, ch3, dtr back into ch at end of 2nd row, ch7, turn.

4th Row. 3tr in 3ch sts, 4tr over 4tr, ch4, miss 2tr, 7tr in next 7sts, (ch2, miss 2sts, tr over tr) 12 times, ch6, turn.

5th Row. (Tr over tr, ch2, miss 2sts) 4 times, 4tr in next 4sts, (ch2, miss 2sts, tr over tr) 5 times, tr in next 6sts, ch5, d under 4ch, ch5, miss 3tr, 7tr in next 7sts, ch3, dtr back into ch at end of 4th row, ch7, turn.

6th Row. 3tr in 3ch sts, 10tr in next 10sts, ch2, 3tr in last 2sts of 5ch, 10tr in next 10sts, (ch2, miss 2sts, tr over tr) 3 times, 3tr in next 3sts, ch2, miss 2sts, 4tr in next 4sts, (ch2, miss 2sts, tr over tr) 4 times, ch6, turn.

7th Row. (Tr over tr, ch2, miss 2sts) 4 times, 4tr in next 4sts, (ch2, miss 2sts, tr over tr) 3 times, 6tr in next 6sts, ch4, miss 2tr, 16tr in next 16sts, ch4, miss 2tr, 7tr in next 7sts, ch3, dtr back into ch at end of last row, ch7, turn.

8th Row. 3tr in 3ch sts, 4tr in next 4sts, ch5, d under 4ch, ch5, miss 3tr, 10tr in next 10sts, ch5, d under 4ch, ch5, miss 3tr, 7tr in next 7sts, (ch 2, miss 2sts, tr over tr) 8 times, ch6, turn.

9th Row. (Tr over tr, ch2, miss 2sts) 6 times, 13tr in next 13sts, ch2, 3tr in last 3sts of 5ch, 4tr in next 4sts, ch15, miss 2tr, 7tr in next 7sts, ch2, 3tr in last 3sts of 5ch, 10tr in next 10sts, ch3, dtr back into ch at end of last row, ch7, turn.

10th Row. 3tr in 3ch sts, 4tr in next 4sts, ch4, miss 2tr, 13tr in next 13sts, ch7, d in 7th, 8th and 9th sts of 15ch, ch7, tr in 4th tr, 12tr in next 12sts, ch4, miss 2tr, 7tr in next 7sts, (ch2, miss 2sts, tr over tr) 6 times, ch6, turn.

11th Row. (Tr over tr, ch2, miss 2sts) 4 times, 7tr in next 7sts, ch5, d under 4ch, ch5, miss 3tr, 7tr in next 7sts, ch7, d in last st of 7ch, 3d over 3d, d in first st of 7ch, ch7, miss 3tr, 7tr in next 7sts, ch5, d under 4ch, ch5, miss 3tr, 7tr in next 7sts; ch3, dtr back to ch at end of last row, ch7, turn.

12th Row. 3tr in 3ch sts, 10tr in next 10sts, ch2, 3tr in last 3sts of 5ch, 4tr in next 4sts, ch7, d in last st of 7ch, 5d over 5d, d in first st of 7ch, ch7, miss 3tr, 7tr in next 7sts, ch2, 3tr in last 3sts of 5ch, 10tr in next 10sts, (ch2, miss 2sts, tr over tr) 4 times, ch6, turn.


13th Row. (Tr over tr, ch2, miss 2sts) twice, 7tr in next 7sts, ch4, miss 2tr, 13tr in next 13sts, ch7, d in last st of 7ch, 7d over 7d, d in first st of 7ch, ch7, miss 3tr, 13tr in next 13sts, ch4, miss 2tr, 7tr, in next 7sts, ch3, dtr back into ch at end of last row, ch7, turn.

14th Row. 3tr in 3ch sts, 4tr in next 4sts, ch5, d under 4ch, ch5, miss 3tr, 7tr over 7tr, ch9, d in last st of 7ch, 9d over 9d, d in first st of 7ch, ch9, miss 3tr, 7tr over 7tr, ch5, d under 4ch, ch5, miss 3tr, 7tr in next 7sts, (ch2, miss 2sts, tr over tr) twice, ch6, turn.

15th Row. (Tr over tr, ch2, miss 2sts) twice, 7tr in next 7sts, ch2, 3tr in last 3sts of 5ch, 10tr in next 10sts, ch9, miss 1d, 9d over 9d, ch9, 3tr in last 3sts of 9ch, 10tr in next 10sts, ch2, 3tr in last 3sts of 5ch, 4tr over 4tr, dtr into ch at end of last row, ch4, turn.

16th Row. Miss 3tr, 13tr in next 13sts, ch4, miss 2tr, 7tr in next 7sts, ch9, 7d over 7d, ch9, 3tr in last 3sts of 9ch, 4tr over 4tr, ch4, miss 2sts, 13tr in next 13sts, (ch2, miss 2sts, tr over tr) 4 times, ch6, turn.

17th Row. (Tr over tr, ch2, miss 2sts) 4 times, 7tr in next 7sts, ch5, d under 4ch, ch5, miss 3tr, 7tr in next 7sts, ch9, miss 1d, 5d over 5d, ch9, 3tr in last 3sts of 9ch, 4tr over 4tr, ch5, d under 4ch, ch5, miss 3tr, 7tr over next 7tr, dtr into ch at end of last row, ch4, turn.



Nos. 247-246. Dresser Scarfs

18th Row. Miss 3tr, 7tr in next 7sts, ch2, 3tr in 1st 3sts of 5ch, 10tr in next 10sts, ch9, miss 1d, 3d over 3d, ch9, 3tr in last 3sts of 9ch, 10tr in next 10sts, ch2, 3tr in last 3sts of 5ch, 4tr in next 4sts, (ch2, miss 2sts, tr over tr) 6 times, ch6, turn.

19th Row. (Tr over tr, ch2, miss 2sts) 6 times, 13tr in next 13sts, ch4, miss 2tr, 7tr in next 7sts, ch2, 3tr in last 3sts of 9ch, 4tr over 4tr, ch4, miss 2tr, 13tr in next 13sts, dtr into ch at end of last row, ch4, turn.

20th Row. Like 8th row.

21st Row. Like 7th row, with dtr into ch at end of last row.

22nd Row. Like 6th row.


23rd Row. Like 5th row, with dtr into ch at end of last row.

24th Row. Like 4th row.

25th Row. Like 3rd row, with dtr at end.

26th Row, like 2nd row;

27th Row, like 1st row;



No. 255. Yoke

No. 255. Yoke

Large Wheel. Ch10, join. Ch3, 15tr into ring, join. * ch14, turn. Work 13d into 13sts of ch just made, ch1, join to wheel, ch1, turn, d over 1ch, 13d over 13d just made, d in st at end, ch1, turn. 7d over first 7d, ch5, 7d over next 7d, 2d in 1ch, join to wheel. Repeat from star until 7 bars are made, joining each bar to the loop in the last one when 14ch is made.

Small Wheel.

1st Row. Ch10, join, ch3 for first tr, make 17 more trebles into ring, join.

2nd Row. Ch5, (tr over tr, ch2) 17 times, join.

3rd Row. Ch3 for first tr, (2tr under 2ch, tr over tr) all around, join.

4th Row. (Ch5, 2d over 2d, ch5) all around, join.

Join wheels as shown in illustration. Cut pattern of paper cambric or muslin well starched. Baste wheels on pattern. Begin work at outer edge of shoulder seam; continue to bottom of yoke at back thus: Make ch the length of shoulder seam, turn.

(Ch6, sl-st into 2nd st to form p, ch7, sl-st back into 3rd st for second p, ch1, join to ch) all across to neck, ch6, turn, sl-st into 2nd st for p, ch7, sl-st into 3rd st for p, ch1, join to middle st between two p, on loop in last row.

Continue all across back and forth until 7 rows are made. Work down outside edge of back, fastening to wheels at end of each row until bottom of wheels is reached. Fasten thread. Begin at top of center back. Make enough ch to reach to work already done. Turn and make loops with two p in each all across. Continue back and forth, joining to wheels, when necessary, until even with bottom of wheels.

The rows are then made clear across back until you have the desired length. The other side of back is finished in like manner.

The work on front of yoke is begun on each shoulder and continued down each side joining to wheels as you come to them. After yoke is all together a runner is made all around thus: Ch4, join to p, ch4. Work 5d over each 4ch loop down the center back edges.

Around neck and across bottom of yoke make a series of loops of 10ch, sl-st 4sts, on runner ch, 10ch, sl-st 4st on runner ch, all across.

Over each of these loops work 16d, join to runner ch, 3d on runner ch, then 16d on next loop. Continue all across. turn.

Last row is made by working 15d in the 15 spaces between the 16d that are in each loop, thus: (5d, p, 5d, p, 5d) over each loop.

No. 246. Dresser Scarf Lace

1st Row. Ch73, turn. Tr in 5th and 6th sts, (ch2, tr in 3rd st) 5 times, 3tr in next 3sts, ch2, miss 2sts, 9tr in next 9sts, (ch6, miss 5sts, tr in 6th st) 4 times, 8tr in next 8sts, ch2, miss 2sts, 4tr in next 4sts, ch10, turn.

2nd Row. 3tr in 8, 9 and 10 sts from hook, tr over tr, ch2, miss 2tr, tr over tr, 2tr in 2ch, tr over tr, ch2, miss 2tr, 9tr in next 9sts, (ch6, tr under 6ch) twice, ch6, 3tr in last 3sts of 6ch, 6tr in next 6sts, ch2, miss 2tr, tr over tr, 2tr in 2ch sts, tr over tr, ch3, miss 2tr, 4tr in next 4sts, (ch2, tr over tr,) 4 times, 2tr over 2tr, ch4, turn.

3rd Row. 2tr over 2tr, (ch2, tr over tr,) 3 times, 3tr in next 3sts, ch6, tr under 3ch, ch6, miss 3tr, tr over tr, 3tr in next 3sts, ch2, miss 2tr, 9tr in next 9sts, ch6, tr under 6ch, ch6, 3tr in last 3sts of 6ch, 6tr over 6tr, ch2, miss 2tr, tr over tr, 3tr in next 3sts, ch2, miss 2tr, tr over tr, ch2, tr over tr, ch2, miss 2tr, tr over tr, 3tr in next 3sts, ch10, turn.

4th Row. 3tr in last 3sts of ch, tr over tr, ch2, miss 2tr, tr over tr, (ch2, miss 2sts, tr over tr) 4 times, 2tr in 2ch sts, tr over tr, ch2, miss 2tr, 9tr in next 9sts, ch5, 3tr in last 3sts of 6ch, 6tr over 6tr, ch2, miss 2tr, tr over tr, 2tr in 2ch sts, tr over tr, (ch6, tr under 6ch,) twice, ch6, miss 3tr, tr over tr, 2tr in 2ch sts, tr over tr, (ch2, tr over tr,) twice, 2tr over 2tr, ch4, turn.

5th Row. 2tr over 2tr, ch2, tr over tr, 3tr in next 3sts, (ch6, tr under 6ch,) 3 times, ch6, miss 3tr, 4tr in next 4sts, ch2, miss 2tr, 17tr in next 17sts, ch2, miss 2tr, tr over tr, 3tr in next 3sts, (ch2, miss 2sts, tr over tr,) 3 times, 3tr in next 3sts, (ch2, miss 2sts, tr over tr,) 3 times, 3tr in next 3sts, ch10, turn.

6th Row. 3tr in last 3sts of 10ch, tr over tr, (ch2, miss 2sts, tr over tr,) 3 times, 3tr in next 3sts, ch3, miss 2tr, tr over tr, 3tr in next 3sts, (ch2, miss 2sts, tr over tr,) 3 times, 3tr in next 3sts, ch2, miss 2tr, 11tr over 11tr, ch2, miss 2tr, tr over tr, 3tr in next 3sts, ch3, miss 2tr, tr over tr, 3tr in next 3sts, (ch6, tr under 6ch) 2 times, ch6, 3tr in last 3sts of 6ch, tr over tr, (ch2, miss 2sts, tr over tr,) twice, 2tr over 2tr, ch4, turn.

7th Row. 2tr over 2tr, (ch2, miss 2sts, tr over tr,) 3 times, 3tr in next 3sts, ch6, tr under 6ch, ch6, 3tr in last 3sts of 6ch, ch6, tr under 3ch, ch6, miss 3tr, tr over tr, 3tr in next 3sts, ch2, miss 2tr, 5tr over next 5tr, ch2, miss 2tr, tr over tr, 3tr in next 3sts,

(ch2, miss 2sts, tr over tr,) 3 times, 3tr in next 3sts, ch6, tr under 3ch, ch6, miss 3tr, tr over tr, 3tr in next 3sts, (ch2, miss 2sts, tr over tr,) 3 times, 3tr in next 3sts, ch10, turn.

8th Row. 3tr in last 3sts of 10ch, tr over tr, (ch2, miss 2sts, tr over tr,) 3 times, 3tr in next 3sts, (ch6, tr under 6ch,) twice, ch6, miss 3tr, tr over tr, 3tr in next 3sts, (ch2, miss 2sts, tr over tr) 3 times, 3tr in next 3sts, ch2, miss 3tr, tr over tr, 3tr in next 3sts, (ch6, tr under 6ch) twice, ch6, miss 3tr, tr over tr, 3tr in next 3sts, ch2, 3 tr in last 3sts of 6ch, tr over tr, (ch2, miss 2sts, tr over tr) 4 times, 2tr in next 2sts, ch4, turn.

9th Row. 2tr over 2tr, (ch2, miss 2sts, tr over tr) 5 times, 3tr in next 3sts, (ch6, tr under 6ch,) 3 times, ch6, miss 3tr, tr over tr, 3tr in next 3sts, (ch2, miss 2sts, tr over tr,) 3 times, 3tr in next 3sts, (ch6, tr under 6ch,) 3 times, ch6, miss 3tr, tr over tr, 3tr in next 3sts, (ch2, miss 2sts, tr over tr,) 3 times, 3tr in next 3sts, ch4, turn.

10th Row. Miss 2tr, tr over tr, 3tr in next 3sts, (ch2, miss 2sts, tr over tr) 3 times, 3tr in next 3sts, (ch6, tr under 6ch,) twice, ch6, 3tr in last 3sts of 6ch, tr over tr, (ch2, miss 2sts, tr over tr,) 3 times, 3tr in next 3sts, ch2, miss 2tr, tr over tr, 3tr in next 3sts, (ch6, tr under 6ch,) twice, ch6, 3tr in last 3sts of 6ch, tr over tr, ch3, miss 2tr, tr over tr, 3tr in next 3sts, (ch2, miss 2sts, tr over tr,) 4 times, 2tr over 2tr, ch4, turn.

11th Row. 2tr over 2tr, (ch2, miss 2sts, tr over tr) 3 times, 3tr in next 3sts, ch6, tr under 3ch, ch6, tr over tr, 3tr in next 3sts, ch6, tr under 6ch, ch6, 3tr in last 3sts of 6ch, tr over tr, ch2, miss 2tr, tr over tr, 3tr under 2ch, tr over tr, ch2, miss 2tr, tr over tr, 3tr in next 3sts, (ch2, miss 2sts, tr over tr) 3 times, 3tr in next 3sts, ch6, tr under 6ch, ch6, 3tr in last 3sts of 6ch, tr over tr, (ch2, miss 2sts, tr over tr,) 3 times, 3tr in next 3sts, ch4, turn.

12th Row. Miss 2tr, tr over tr, 3tr in next 3sts, (ch2, miss 2sts, tr over tr,) 3 times, 3tr in next 3sts, ch2, 3tr in last 2sts of 6ch, tr over tr, (ch2, miss 2sts, tr over tr,) 3 times, 3tr in next 3sts, ch2, miss 2tr, 11tr in next 11sts, ch2, miss 2tr, tr over tr, 3tr in next 3sts, ch2, 3tr in last 3sts of 6ch, tr over tr, (ch6, tr under 6ch,) twice, ch6, miss 3tr, tr over tr, 3tr in next 3sts, (tr over tr, ch2, miss 2sts,) twice, 3tr over 3tr, ch4, turn.


13th Row. 2tr over 2tr, ch2, miss 2sts, 4tr in next 4sts, (ch6, tr under 6ch) 3 times, ch6, miss 3tr, tr over tr, 3tr in next 3sts, ch2, miss 2tr, 17tr in next 17sts, ch2, miss 2tr, tr over tr, 3tr in next 3sts, (ch2, miss 2sts, tr over tr,) 3 times, 3tr in next 3sts, (ch2, miss 2sts, tr over tr) 3 times, 3tr in next 3sts, ch4, turn.

14th Row. Miss 2tr, tr over tr, 3tr in next 3sts, (ch2, miss 2sts, tr over tr) 5 times, 3tr in next 3sts, ch2, miss 2tr, tr over tr, 8tr in next 8sts,

ch5, miss 5tr, tr over tr, 8tr in next 8sts, ch2, miss 2tr, tr over tr, 3tr in next 3sts, (ch6, tr under 6ch,) twice, ch6, 3tr in last 3sts of 6ch, tr over tr, (ch2, miss 2sts, tr over tr,) twice, 2tr over 2tr, ch4, turn.

15th Row. 2tr over 2tr, (ch2, miss 2sts, tr over tr) 3 times, 3tr in next 3sts, ch6, tr under 6ch, ch6, 3tr in last 3sts of 6ch, tr over tr, ch2 miss 2tr, tr over tr, 8tr in next 8sts, ch6, tr under 5ch, ch6, miss 3tr, 9tr in next 9sts, ch2, miss 2tr, tr over tr, 3tr in next 3sts, (ch2, miss 2sts, tr over tr) 3 times, 3tr in next 3sts, ch4, turn.

16th Row. Miss 2tr, tr over tr, 3tr in next 3sts, ch2, tr over tr, 3tr in next 3sts, ch2, miss 2tr, tr over tr, 8tr in next 8sts, (ch6, tr under 6ch,) twice, ch6, miss 3tr, 9tr in next 9sts, ch2, miss 2tr, tr over tr, 3tr in next 3sts, ch2, 3tr in last 3sts of 6ch, tr over tr, (ch2, miss 2sts, tr over tr) 4 times, 2tr over 2tr, ch4, turn.



No. 3	No. 2	No. 5
No. 6	No. 1	No. 4

Buttons

No. 1

1st Row. Ch8, join. 14 tr into ring, join.
 2nd Row. Ch6, turn. 5d back in last 5sts of chain, allowing first of 6ch to turn on. Join last d to tr of preceding row. Make 12 of these bars and sl-st back to end of last one.
 3rd Row. Ch3, join to end of next bar and repeat until all of the bars are joined together. Place on mold and draw button together with little chains across the back.

No. 2

1st Row. Form ring by twisting thread around the finger, leaving end long enough to pull. Thread over hook 15 times, then draw a stitch through all 15 stitches at once and fasten with another st, ch3. Repeat this roll stitch four times with 3ch between,

then pull up tight together in center and fasten the loose end of thread.

2nd Row. Double crochet all around, 18d in all.

3rd Row. 18 roll stitches with no st between.

4th Row. Back of button when on mold may be finished with crocheted chains crossing.

No. 3

1st Row. Form ring by twisting thread around finger, leaving thread long enough to pull. Ch3 for first tr. (Ch3, tr in ring,) 5 times, ch3, join.

2nd Row. Sl-st 2sts, ch3, 3d under 3ch, ch3, 3d under next 3ch all around, join.

3rd Row. 3d under 3ch, ch3, 3d under same 3ch, 3d under next 3ch, ch3, 3d under same 3ch and so on all around.

4th Row. Chains may be joined to each picot and crossing at the back of the button when on mold.

No. 4

1st Row. Form ring by twisting thread around the finger, leaving end long enough to pull. 15tr in ring, join. Pull up loose end and tie.

2nd Row. Ch7, tr between 3rd and 4th sts, ch4, tr between 6th and 7th sts, ch4, tr between 9th and 10th sts, ch4, tr between 12th and 13th sts, ch4, join.

3rd Row. 7tr under, 4ch, 1d on tr of previous row. Repeat this all around.

4th Row. Ch4, tr in 4th st of 7tr, ch1, dtr in d of previous row, ch1, tr in 4th st of 7tr and so on around. Finish back in any way desired.

No. 5

1st Row. Form ring by twisting thread around the finger, leaving end long enough to pull. 12d in ring, join, but do not pull thread. Fasten and break thread and begin another ring, fastening it to first ring. Make a third ring and fasten to both rings.

2nd Row. Ch5, 4d in outside edge of first ring, ch5, 4d in next ring, ch5, 4d in third ring. Finish the back as desired.

No. 6

1st Row. Ch6, join, (ch6, turn, 5d in 5sts of ch, d into ring) 4 times.


2nd Row. D all around, join, ch5.

3rd Row. Tr into last d at base between points, ch4, join to next point, tr into d at base, ch2, tr in same d at base, ch4, join into next point. Repeat twice more, ch4, join into 3rd st of 5ch.

4th Row. (Ch3, d into tr, 5d under 4ch, 5d under next 4ch, d over tr) 4 times.

5th Row. A d in ever st all around.

6th Row. Same as 5th row. Finish with cross chains at back of button.



No. 248. Buffet Lace

No. 248. Buffet Lace

1st Row. Ch78, turn. Miss 8sts from hook, (tr, ch2, miss 2sts) 14 times, (6tr in next 6sts, ch5, miss 5sts) twice, 6tr in next 6sts, turn.
 2nd Row. Sl-st to 4th tr, ch3 for first tr, 5tr in next 5sts, (ch5, tr over 4th tr, 5tr in next 5sts) twice, (ch2, tr over tr) 14 times, ch5, turn.
 3rd Row. (Tr over tr, ch2) 12 times, (6tr in next 6sts, ch5, miss 5sts) twice, 6tr in next 6sts, turn.

4th Row. Sl-st back to 4th tr, ch3 for first of 6tr in 6sts, ch5, tr over 4th tr, 5tr in next 5sts, ch5, tr over 4th tr, 35tr in next 35sts, (ch2, tr over tr) twice, ch5, turn.

5th Row. tr over tr, ch2, 4tr over first 4tr, (ch5, miss 5tr, tr over 6th tr) 5 times, ch5, 3tr in last 3sts of 5ch, 3tr over 3tr, ch5, miss 5sts, 6tr in next 6sts, ch12, turn.

6th Row. 3tr in last 3sts of ch counting from hook, 3tr over 3tr, ch5, 3tr in last 3sts of 5ch, 3tr over 3tr, ch5, 3tr in last 3sts of 5ch, 30tr in next 30sts, (ch2, tr over tr) twice, ch5, turn.

7th Row. (Tr over tr, ch2) 12 times, 3tr over last 3tr, 3tr in next 3sts, ch5, miss 3tr, 3tr over 3tr, 3tr in next 3sts, ch5, miss 3tr, 3tr over 3tr, 3tr in next 3sts, ch12, turn.

8th Row. 3tr in last 3sts of 12ch counting from hook 3tr over 3tr, ch5, 3tr in last 3sts of 5ch, 3tr over 3tr, ch5, 3tr in last 3sts of 5ch, 3tr over 3tr, (ch2, tr over tr) 14 times, ch5, turn.

9th Row. Like first row.

Edge is made of 6ch, all across, sl-st over chains already making loops, then make 8d over each 6ch. Be certain that finishing edge is on the right side of work.

No. 206. Round Yoke

Make with No. 30 crochet cotton and No. 8 hook.


1st Row. Ch254, join. Ch5, tr in 3rd st, (ch2, miss 1st, tr in next st,) 126 times, join.

2nd Row. Sl-st 2sts, (ch8, miss 1 eyelet, d in next eyelet), 64 times.

3rd Row. Sl-st 3sts on ch, ch5, tr in next st of 8ch, (ch6, tr under next 8ch, ch2, tr under same 8ch,) all around, join, make 8 more rows like 3rd row.

12th Row. Ch5, miss 2sts, tr in next st., (ch2, miss 2 or 3sts, tr in next) all around, join.

Edge. Ch6 sts, turn and join back over 2nd tr, ch6, join over next 2nd tr, turn. 4d under 6ch, ch3, 6d under same 6ch, 4d over next 6ch, ch6, turn, join in 5th d of first scallop, turn, 3d under 6ch, ch3, 3d, ch3, 3d. Then 2d in 6ch where 4d have been made, ch3, 4d under same 6ch, 3d under each of next 4 eyelets and repeat the edge just made. Inner edge made same way.



No. 206. Round Yoke

Edgings

No. 1

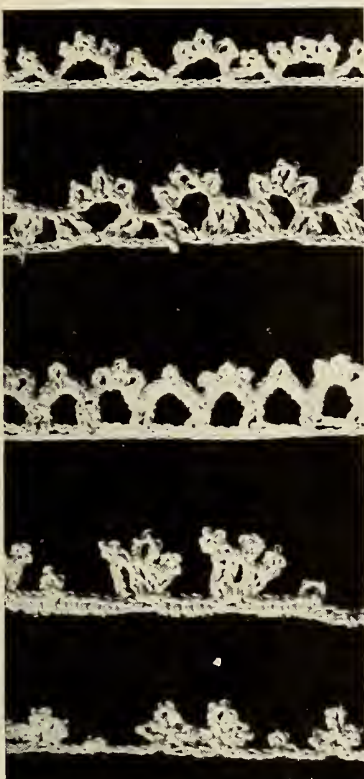
Ch4, join, ch5, join in same st, ch4, join in same st, ch8, join back into 4th st, ch5, join in same st, ch4, join in same st, ch8, join back into 4th st, ch4. Repeat from first.

No. 2

Use a heavy cord over which make 5d, ch7, d in 4th st from hook, tr in same st, at base; p, tr in same st, p, ch3, 5d over heavy cord, p. 5d over heavy cord. Repeat.

No. 3

Ch any length, turn.
2nd Row. Ch6, d in 6th st of ch all across, turn.
3rd Row. Ch7, tr in st before d in base, ch1, tr in first st after d in ch, (ch5, tr in st before d in ch, ch1, tr in first st after d in ch) to end of chain. Turn.
4th Row. 3d over 5ch, (ch 3, d) 3 times, 2d, 4d under next 5ch, ch3, 4d under same 5ch.



Nos. 1-2-3-4-5



Nos. 6-7-8-9

No. 4

Chain desired length, turn. Tr in fourth st from hook, ch4 for p, ch5, sl-st in 4th st from hook, ch4 for p, 2tr in next 2sts of ch, miss 2sts in ch, 2tr in next 2sts. Repeat 3p and so on until done.

No. 5

Chain desired length. Ch6, sl-st back into 2nd st to make p, (Ch5, sl-st back into 2nd st to make p) twice, ch2, miss 3sts in ch, sl-st in next st. Ch6, sl-st back into 2nd st to make p, ch2, miss 3sts in ch, sl-st in next st. Repeat from first.

No. 6

Chain 10, tr in 7th st from hook. Ch8, sl-st into first st of ch, turn. 9d under 8ch, d over tr, ch1, d over tr, ch5, turn. Tr over d, (ch2, miss 1d, tr in next st) 4 times, ch2, miss 1d, join in first st of ch, turn. 3d under first 2ch, ch3, 2d under same 2ch, 2d under next 2ch, ch3, 2nd under same 2ch, 4d under each of next three 2ch, d over tr, ch1, d over tr, ch5, turn. Tr over d, ch9, join in center of second group of 4ch. Repeat as in first scallop.

No. 7

Chain desired length, turn. Tr in fifth st from hook (ch1, miss 1st in ch, tr in next st) to end of work.

Ch6, turn, sl-st into 2nd st to make p, ch11, sl-st back 4 sts to make p, ch2, 4d under third loop in base; repeat to end of work. Turn, sl-st up to p, above p make 2d, ch3, 2d, ch3, 2d in same loop, ch3, (2d, ch3, 2d, ch3, 2d) all under next loop. Repeat this all across to end of work.

No. 8

Chain desired length, turn, tr in 5th st from hook, (ch1, miss 1st, tr in next st) to end of work. Sl-st to tr between 4th and 5th eyelet in base, ch11, join back to first tr, turn. (Ch2, miss 1st, tr in next st) 5 times, ch3, turn; cluster of 4dtr under each of five loops, with 3sts between each cluster; turn. 5d under each 3ch; turn. (Ch5, join over top of cluster) 4 times; turn. (3d, ch3, 1d, ch3, 3d) under each loop, then sl-st down side and across base to tr after 7th eyelet. Then repeat.

No. 9

This edging is made of a series of loops. Chain 6, join, ch6, turn, d under first loop, ch6, turn. D under second loop, ch6, turn, d under third loop, chain 6, and without turning, d under the first loop, turn. Under this last loop make 3d, ch3, 2d, ch3, 2d, ch3, 3d; ch6, d under 4th loop, ch6, turn. This completes first scallop and first loop for second scallop.

No. 264. Gown Yoke, With Sleeves

1st Row. The left side of front is the first to be made. Ch45, turn. Tr in 9th st from hook (ch2, miss 2sts, tr in 3rd st) 12 times, ch5, turn.

2nd Row. Tr over tr, ch2, tr over tr, 6tr in next 6sts, (ch2, tr over tr) 5 times, 6tr in next 6sts, (ch2, tr over tr) twice, ch5, turn.

3rd Row. Tr over tr, ch2, 4tr over 4tr, ch2, miss 2tr, 4tr in next 4sts, (ch2, tr over tr) 3 times, 3tr in next 3sts, ch2, miss 2tr, 4tr over 4tr, (ch2, tr over tr) twice, ch5, turn.

4th Row. Tr over tr, ch2, tr over tr, (ch2, miss 2sts, 4tr in next 4sts) 4 times, (ch2, miss 2sts, tr over tr) 3 times, ch5, turn.

5th Row. (Tr over tr, ch2, miss 2sts) 3 times, 4tr in next 4sts, (ch2, miss 2sts, 4tr in next 4sts) twice, (ch2, miss 2sts, tr over tr) 4 times, ch5, turn.

6th Row. Tr over tr, (ch2, miss 2sts, tr over tr) 3 times, (ch2, miss 2sts, 4tr in next 4sts) twice, (ch2, miss 2sts, tr over tr) 5 times, ch5, turn.

17th Row. Tr over tr, ch2, miss 2sts, 4tr in next 4sts, ch7, 5d over 5d, ch7, tr over 4th tr, 3tr in next 3sts, (ch2, tr over tr) twice, ch5, turn.


18th Row. Tr over tr, (ch2, tr over tr) twice, 3tr under 7ch, ch7, 5d over 5d, ch7, 3tr under 7ch, tr over tr, (ch2, miss 2sts, tr over tr) 3 times, ch5, turn.

19th Row. Tr over tr, (ch2, miss 2sts, tr over tr) 3 times, 3tr under 7ch, ch7, miss 1d, 3d over 3d, ch7, 3tr under 7ch, tr over tr, (ch2, miss 2sts, tr over tr) 4 times, ch5, turn.

20th Row. Tr over tr, (ch2, miss 2sts, tr over tr) 4 times, 3tr under 7ch, ch2, 3tr under next 7ch, tr over tr, (ch2, miss 2sts, tr over tr) 5 times, ch5, turn.

21st Row. Tr over tr, (ch2, miss 2sts, tr over tr) 5 times, 3tr in next 3sts, (ch2, miss 2sts, tr over tr) 6 times, ch5, turn.

22nd Row. Like 11th row.



No. 264. Gown Yoke, with Sleeves

7th Row. Like 5th row, 8th row like 4th row, 9th row like 3rd row.

10th Row. Like 2nd row.

11th Row. (Tr over tr, ch2, miss 2sts) 12 times, tr over last tr, ch5, turn.

12th Row. Like 11th row.

13th Row. (Tr over tr, ch2) 5 times, tr over tr, 3tr in next 3sts, (ch2, tr over tr) 6 times, ch5, turn.

14th Row. (Tr over tr, ch2) 4 times, tr over tr, 3tr in next 3sts, ch9, miss 2tr, tr over tr, 3tr in next 3sts, (ch2, tr over tr) 5 times, ch5, turn.

15th Row. (Tr over tr, ch2) 3 times, tr over tr, 3tr in next 3sts, ch5, d in 4th, 5th and 6th sts of 9ch, ch5, miss 2tr, tr over 4th tr, 3tr in next 3sts, (ch2, tr over tr) 4 times, ch5, turn.

16th Row. Tr over tr (ch2, tr over tr) twice, 3tr in next 3sts, ch4, d over last st in ch, 3d over 3d, d in first st of next ch, ch4, tr over 4th tr, 3tr in next 3sts, (ch2, tr over tr) 3 times, ch5, turn.

23rd Row. Like 12th row. Instead of turning back across end of work, as you have been doing, turn and work at the side to make extension over shoulder.

1st Row. Tr over tr, ch2, tr over tr, ch5, turn. This makes 2 eyelets or square holes. Repeat this until you have 44 rows over the shoulder. Turn to side and work over the 44 eyelets over shoulder, and 13 eyelets at end of left front, making 57 eyelets, as follows: Beginning with ch5, make third row over shoulder. The eyelets you have made over the shoulder form the first and second rows.

3rd Row. Tr over tr, ch2, tr over tr, 6tr in next 6sts, (ch2, tr over tr) 5 times, 6tr in next 6sts, * (ch2, tr over tr) 6 times, 3tr in next 3sts, (ch2, tr over tr) 6 times, 6tr in next 6sts, (ch2, tr over tr) 5 times, 6tr in next 6sts *. Repeat from star to star, then (ch2, tr over tr) twice, ch5, turn.

- 4th Row. Tr over tr, ch2, miss 2sts, 4tr over 4tr, ch2, miss 2tr, 4tr in next 4sts, (ch2, tr over tr) 3 times, 3tr in next 3sts, ch2, miss 2tr, 4tr over last 4tr *, (ch2, tr over tr) 5 times, 3tr in next 3sts, ch9, miss 2tr, 4tr in next 4sts, (ch2, tr over tr) 5 times, 3tr over 3tr, ch2, miss 2tr, tr over last tr, 3tr in next 3sts, (ch2, tr over tr) 3 times, 3tr in next 3sts, ch2, miss 2tr, 4tr over 4tr *. Repeat from star to star, then (ch2, tr over tr) twice, ch5, turn.
- 5th Row. Tr over tr, ch2, tr over tr, (ch2, miss 2sts, 4tr in next 4sts) 4 times *, (ch2, tr over tr) 5 times, 3tr in next 3sts, ch5, 3d under 9ch, ch5, tr over 4th tr, 3tr in next 3sts, (ch2, miss 2sts, tr over tr) 5 times, 3tr in next 3sts, (ch2, miss 2tr, 4tr in next 4sts) 3 times *. Repeat from star to star, then (ch2, miss 2sts, tr over tr) 3 times, ch5, turn.
- 6th Row. Tr over tr, (ch2, miss 2sts, tr over tr) 3 times, 3tr in next 3sts, (ch2, miss 2sts, 4tr in next 4sts) twice *, (ch2, miss 2sts, tr over tr) 5 times, 3tr in next 3sts, ch5, d in last st of ch, 3d over 3d, d in first st of next ch, ch5, tr in 4th tr, 3tr in next 3sts, (ch2, miss 2sts, tr over tr) 5 times, 3tr in next 3sts (ch2, miss 2sts, 4tr in next 4sts) twice *. Repeat from star to star, then (ch2, miss 2sts, tr over tr) 4 times, ch5, turn.
- 7th Row. Tr over tr, (ch2, miss 2sts, tr over tr) 4 times, 3tr in next 3sts, ch2, miss 2tr, 4tr in next 4sts *, (ch2, miss 2sts, tr over tr) 5 times, 3tr in next 3sts, ch7, 5d over 5d, ch 7, tr over 4th tr, 3tr in next 3sts, (ch2, miss 2sts, tr over tr) 5 times, 3tr in next 3sts, ch2, miss 2tr, 4tr in next 4sts *. Repeat from star to star, then (ch2, miss 2sts, tr over tr) 5 times, ch5, turn.
- 8th Row. Like 6th row across shoulder.
- 9th Row. Like 5th row. 10th row like 4th row.
- 11th Row. Like 3rd row. 12th row like 2nd row—just a row of eyelets all across.
- 13th Row. Like 1st row. Another row of eyelets.
- 14th Row. In this you have the beginning of 3 webs and two crosses over shoulder, (tr over tr, ch2) 5 times *, tr over tr, 3tr in next 3sts, (ch2, tr over tr) 6 times, 6tr in next 6sts, (ch2, tr over tr) 5 times, 6tr in next 6sts, (ch2, tr over tr) 5 times, ch2, miss 2sts. Repeat from star. 4tr in next 4sts, (ch2, tr over tr) 6 times, ch5, turn.
- 15th Row. (Tr over tr, ch2, miss 2sts, 4 times, * 4tr in next 4sts, ch9, miss 2tr, 4tr in next 4sts, (ch2, tr over tr) 5 times, 3tr in next 3sts, ch2, miss 2tr, 4tr in next 4sts, (ch2, tr over tr) 3 times, 3tr in next 3sts, ch2, miss 2tr, 4tr over 4tr, (ch2, tr over tr) 4 times, ch2, miss 2sts. Repeat from star. 4tr in next 4sts, ch9, miss 2tr, 4tr in next 4sts, (ch2, tr over tr) 5 times, ch5, turn.
- 16th Row. (Tr over tr, ch2, miss 2sts) 3 times, * 4tr in next 4sts, ch5, 3d under 9ch, ch5, tr over 4th tr, 3tr in next 3sts, (ch2, tr over tr) 5 times, 3tr in next 3sts, (ch2, miss 2sts, 4tr in next 4sts) 3 times, (ch2, tr over tr) 4 times, ch2, miss 2sts, 4tr in next 4sts, (ch2, tr over tr) 3 times, 3tr in next 3sts, ch2, miss 2tr, 4tr over 4tr, (ch2, tr over tr) 4 times, tr into next tr, ch3, turn.
- 47th Row. Ch3, (tr over tr, ch2, miss 2sts) 5 times, tr over tr, 6tr in next 6sts, (ch2, tr over tr) 5 times, 6tr in next 6sts, (ch2, tr over tr) 5 times, tr into next tr, ch3, turn. Each row has three-cornered hole at end.
- 48th Row. (Tr over tr, ch2, miss 2sts) 4 times, 4tr over 4tr, ch2, miss 2tr, 4tr in next 4sts, (ch2, tr over tr) 3 times, 3tr in next 3sts, ch2, miss 2tr, 4tr over 4tr, (ch2, tr over tr) 4 times, tr into next tr, ch3, turn.
- 49th Row. Tr over tr, (ch2, tr over tr) 3 times, (ch2, miss 2sts, 4tr in next 4sts) 4 times, (ch2, miss 2sts, tr over tr) 4 times, tr into end tr, ch3, turn.
- 50th Row. Tr over tr (ch2, miss 2sts, tr over tr) 3 times, (ch2, miss 2sts, 4tr in next 4sts) 3 times, (ch2, miss 2sts, tr over tr) 4 times, tr into end tr, ch3, turn.
- 51st Row. Tr over tr, (ch2, miss 2sts, tr over tr) 4 times, 3tr in next 3sts, ch2, miss 2sts, 4tr in next 4sts, (ch2, miss 2sts, tr over tr) 4 times, tr into end tr, ch3, turn.
- 52nd Row. Tr over tr, (ch2, miss 2sts, tr over tr) 4 times, 3tr in next 3sts, (ch2, miss 2sts, tr over tr) 4 times, tr into end tr, ch3, turn.
- 53rd Row. Tr over tr, (ch2, miss 2sts, tr over tr) 7 times, tr into end tr, ch3, turn.
- 54th Row. Tr over tr, (ch2, tr over tr) 5 times, tr into end tr, ch5, turn.
- 55th Row. Tr over tr, (ch2, tr over tr) 3 times, tr into end tr, ch3, turn.
- 56th Row. Tr over tr, ch2, tr over tr, tr into end tr, fasten thread. Fasten thread at left hand outer corner of sleeve, ch5, turn and work along side of sleeve for underarm part of sleeve.
- 1st Row. Tr over tr, (ch2, tr over tr) 20 times, tr into next tr, ch3, turn.
- 2nd Row. Tr over tr, (ch2, tr over tr) 20 times, ch5, turn.
- 3rd Row. Tr over tr, (ch2, tr over tr) 18 times, tr into end tr, ch3, turn.
- 4th Row. Tr over tr, (ch2, tr over tr) 18 times, ch5, turn.
- 5th Row. Tr over tr, (ch2, tr over tr) 16 times, tr over end tr, ch5, turn.
- 6th Row. Tr over tr, (ch2, tr over tr) 16 times, ch5, turn.
- Make 16 more rows like 6th row.
- 23rd Row. Tr over tr, (ch2, tr over tr) 16 times, ch2, tr back into same st with last tr, ch5, turn.

24th Row Tr over end tr, making three-cornered hole, (ch2, tr over tr) 18 times, ch5, turn.

25th Row. Tr over tr, (ch2, tr over tr) 18 times, ch2, tr into same st with last tr, ch5, turn.

26th Row. Tr over end tr, (ch2, tr over tr) 20 times, ch3.

27th Row. Sl-st to other outside corner of sleeve, sl-st 2sts to tr, tr into 2nd tr of underarm part, sl-st 2sts to 3rd tr, tr into 3rd tr of underarm part, etc., all across underarm part, fasten thread. This forms one sleeve. Across back you should make a web, two crosses and a web. There are 3 rows of plain holes between the two crosses, in center back, and 2 rows of plain holes between webs and crosses. Join thread at back corner of sleeve to start back of yoke.

1st Row. Ch5, tr over tr, (ch2, tr over tr) 5 times, 3tr in next 3sts, (ch2, tr over tr) 6 times, ch5, turn.

2nd Row. Tr over tr, (ch2, tr over tr) 4 times, 3tr in next 3sts, ch9, miss 2tr, tr over 4th tr, 3tr in next 3sts, (ch2, tr over tr) 5 times, ch5, turn.

Continue across back. When finished you should have 45 rows, the 44th and 45th rows being plain holes. Ch5, turn.

Make 44 rows of two eyelets in each row as you did over first shoulder. Finish as first sleeve. Then make second side of front, beginning just as you started the back. Over the end of left front of yoke make 40d, turn, repeat 3 times. Over end on right side make two rows of 40d. Third row 4d, ch5, miss 5sts, 8d, ch5, miss 5d, 8d, ch5, miss 5d, 4d, turn, 40d in 40sts, turn, 40d. This makes 3 buttonholes.

Edge around neck. 2dtr in first eyelet, ch5, miss 1 eyelet, 2dtr in next hole, all around, turn, sl-st 3sts, ch3, p of 4sts, ch3, d under 5ch, ch3, p, ch3, d under next 5ch, all around.

Edge for sleeve. ch4, for first dtr.

1st Row. 2dtr under eyelet, ch5, miss 1 eyelet, 2dtr under next eyelet, all around, join. Sl-st 2sts on ch.

2nd Row. Ch4, 4dtr under ch, (ch5, miss one 5ch, 5dtr in next 5ch) repeat all around, join.

3rd Row. Ch4, d over 3rd dtr, ch4, d over 5th dtr, ch5, tr in 3rd st of 5ch, ch8, tr in top of tr just made and another tr into 3rd st of 5ch, ch5, d over first of 5dtr. Repeat all around, join.

4th Row. 2d over 4ch, 2d over next 4ch, (2d, ch3, 2d,) under 5ch, (3d, ch3, 3d, ch3, 3d) over 8ch, (2d, ch3, 2d) over 5ch. Repeat all around. Around lower edge of yoke and inside edge of sleeves. Ch4, 2tr under first eyelet, ch4, miss one eyelet, 2tr under next eyelet all around.

No. 231. Insertion

1st Row. Ch73 sts, turn, tr in 6th st from hook, ch1, miss 1st, 10tr in next 10sts, ch4, miss 2sts, 10tr in next 10sts, (ch4, d in 4th st) 3 times, ch4, miss 4sts, 10tr in next 10sts, ch4, miss 2sts, 10tr in next 10sts, (ch1, miss 1st, tr in next st) twice, ch4, turn.

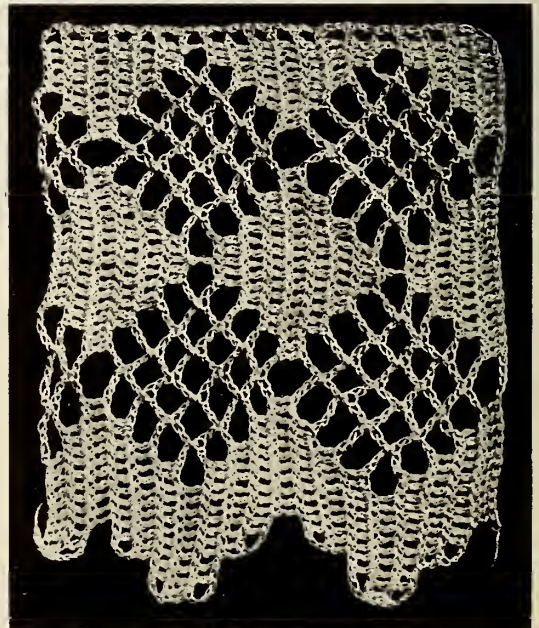
2nd Row. Tr over tr, ch1, miss 1st, 8tr over 8tr, ch5, d under 4ch, ch5, miss 2tr, 8tr over 8tr, ch4, d over d, ch8, miss 1d, d over next d, ch4, 8tr over 8tr, ch5, d under 4ch, ch5, miss 2tr, 8tr over 8tr, (ch1, miss 1st, tr over tr) twice, ch4, turn.

3rd Row. tr over tr, ch1, miss 1st, 6tr over 6tr (ch5, d under 5ch) twice, ch5, miss 2tr, 6tr over 6tr, ch4, d over d, ch4, d under 8ch, ch4, d over d, ch4, 6tr over 6tr, (ch5, d under 5ch) twice, ch5, miss 2tr, 6tr over 6tr, (ch1, miss 1st, tr over tr) twice, ch4, turn.


4th Row. Tr over tr, ch1, miss 1st, 4tr over 4tr, (ch5, d under 5ch,) 3 times, ch5, miss 2tr, 4tr over 4tr, ch8, miss 1d, d in 2nd d, ch8, 4tr over 4tr (ch5, d under 5ch) 3 times, ch5, miss 2tr, 4tr over 4tr, (ch1, miss 1st, tr over tr) twice, ch4, turn.

5th Row. Tr over tr, ch1, miss 1st, 6tr in next 6sts, (ch5, d under 5ch) twice, ch5, 2tr in last 2sts of 5ch, 4tr over 4tr, ch4, d under 8ch, ch4, d over d, ch4, d under 8ch, ch4, 4tr over 4tr, 2tr in first 2sts of 5ch, (ch5, d under 5ch,) twice, ch5, 2tr in last 2sts of 5ch, 4tr over 4tr, (ch1, miss 1st, tr over tr) twice, ch4, turn.

6th Row. Tr over tr, ch1, miss 1st, 8tr in next 8sts, ch5, d under 5ch, ch5, 2tr in last 2sts of 5ch, 6tr over 6tr, ch4, d over d, ch8, miss 1d, d over next d,



No. 236. Double Square Lace



No. 230. Trinity Lace

ch4, 6tr over 6tr, 2tr in next 2sts, ch5, d under 5ch, ch5, 2tr in last 2sts of 5ch, 6tr over 6tr, (ch1, miss 1st, tr over tr) twice, ch4, turn.

7th row like first row.

No. 230. Trinity Lace

1st Row. Ch47, turn, tr in 8th st from hook, (ch2, miss 2sts, tr in 3rd st) 4 times, 3tr in next 3sts, ch2, miss 2sts, tr in next st) 7 times, 3tr in next 3sts, ch4, turn.

2nd Row. Tr over 4th tr, 3tr in next 3sts, (ch2, miss 2sts, tr over tr) 5 times, 3tr in next 3sts, ch4, miss 2tr, tr over tr, 3tr in next 3sts, (ch2, miss 2sts, tr over tr) 3 times, ch2, tr in 3rd st of 5ch, ch5, turn.

3rd Row. Tr over tr, (ch2, tr over tr) twice, 3tr in next 3sts, ch5, tr under 4ch, ch5, miss 3tr, 4tr in next 4sts, (ch2, tr over tr) 3 times, 3tr in next 3sts, ch4, turn.

4th Row. Tr over 4th tr, 3tr in next 3sts, ch2, tr over tr, 3tr in next 3sts, ch5, d in last st of 5ch, d over tr, d in first st of 5ch, ch5, miss 3tr, 4tr in next 4sts, ch2, tr over tr, ch2, tr in 3rd st of 5ch, ch5, turn.

5th Row. Tr over tr, 3tr in next 3sts, ch7, d in last st of 5ch, 3d over 3d, d in first st of 5ch, ch7, tr over 4th tr, 3tr in next 3sts, ch2, miss 2tr, tr over tr, ch9, turn.

6th Row. Tr over tr, 3tr in next 3sts, ch2, tr over last tr, 3tr in 3sts of ch, ch7, miss 1d, 3d over 3d, ch7, 3tr in last 3sts of ch, tr over tr, (ch2, tr over tr) twice, ch5, turn.

7th Row. (tr over tr, ch2) twice, tr over last tr, 3tr in first 3sts of ch, ch5, tr in 2nd d, ch5, 3tr in last 3sts of ch, tr over tr, (ch2, miss 2sts, tr over tr) 3 times, 3tr in first 3sts of ch, ch9, turn.

8th Row. 3tr in last 3sts of 9ch, tr over tr, rest of row as in 2nd row.

9th Row. Like first row.

Edge. Join thread at first st of ch at beginning, ch6, join in top of tr, ch6, d under top of tr at end of third row, ch6, d under tr at end of 5th row, ch6, d in end of tr at end of 7th row, ch6, d under ch at end of eighth row, ch6, d under ch at end of 10th row, and so on. Over this chain, beginning at point of scallop, (4d, ch4, d, ch4, d, ch4, 4d) in loop at point, 2nd loop same as end one; 3rd loop, 9d, 4th loop, 9d, 5th loop same as first.

No. 236. Double Square Lace

1st Row. Chain 49, turn. First of 9tr in 5th st from hook, ch5, miss 4sts, 17tr, ch5, miss 4sts, 11tr, ch8, turn.


2nd Row. Join first of 11tr in 7th st from hook, ch5, join to 3rd st of 5ch, ch5, first of 13tr in 3rd tr, ch5, join to 3rd st of 5ch, first of 7tr in 3rd tr, ch1, miss 1st, 1tr over 1tr, ch4, turn.

3rd Row. 5 tr over 5tr, (ch5, join in 3rd st of 5ch,) twice, ch5, miss 2tr, 9tr on 9tr, (ch5, join in 3rd st of 5ch) twice, ch5, miss 2tr, 11tr, ch8, turn.

4th Row. First of 11tr in 7th st from hook, (ch5, join in 3rd st of 5ch) 3 times, ch5, join first of 5tr in 3rd tr, (ch5, join in third st of 5ch) 3 times, ch5, join first of 3tr in 3rd tr, ch1, miss 1st, 1tr on 1tr, ch4, turn.

5th Row. Tr on tr, (ch5, join in 3rd st of 5ch) 4 times, ch5, tr on center tr, (ch5, join in 3rd of 5ch) 4 times, ch5, join first of 11tr on 3rd tr, ch 3, turn.

6th Row. First of 11tr on 3rd tr, (ch5, join in 3rd st of 5ch) 3 times, ch5, join first of 5tr in 4th st of 5ch, 2nd tr in 5th st, 3rd tr on 1tr, 4th tr in first st of 5ch, 5th tr in 2nd st, (ch5, join in 3rd st of 5ch) 3 times, ch5, join first of 3tr in 4th st of 5ch, 2nd tr in 5th st of 5ch, 3rd tr on 1tr, ch1, miss 1ch, tr on tr, ch4, turn.



No. 231. Insertion

7th Row. 3tr on 3tr, 2tr in first 2sts of ch, (ch5, join in 3rd st of 5ch) twice, ch5, 9tr, first in 4th st of ch, 2nd in 5th st of ch, 5tr on 5tr, tr in first st of ch, tr in 2nd st of ch, (ch5, join in 3rd st of 5ch) twice, ch5, first of 11tr in 4th st of 5ch, 2nd tr in 5th st of 5ch, 3rd tr on first tr, 7tr on 7tr, ch3, turn.

8th Row. First of 11tr on 3rd tr, 10th and 11th tr in first and 2nd st of 5ch, ch5, 17tr, first and 2nd in 4th and 5th sts of 5ch, 16th and 17th in first and 2nd sts of 5ch, ch5, 9tr, first and 2nd in 4th and 5th sts of 5ch, ch1, miss 1ch, 1tr on 1tr, turn.

9th Row. Just like first row.

No. 261. Square Yoke

1st Row. Ch292, turn. Tr in 9th st from hook, ch2, miss 2sts, 4tr in next 4sts, * (ch2, miss 2sts, tr in 3rd st) 14 times, 3tr in next 3sts. Repeat from star 5 times, then (ch2, tr in 3rd st) 3 times, ch5, turn.

2nd Row. Tr over tr, ch2, miss 2sts, 4tr in next 4sts, (ch2, tr over tr) 14 times, 3tr in next 3sts. Repeat 5 times, then (ch2, tr over tr) 3 times, ch5, turn.

3rd Row. Tr over tr, ch2, miss 2sts, 4tr in next 4sts, * (ch2, tr over tr) 7 times, 3tr in next 3sts, (ch2, tr over tr) 6 times, 3tr in next 3sts. Repeat from star five times, (ch2, tr over tr) 3 times, ch5, turn.

4th Row. Tr over tr, ch2, miss 2sts, 4tr in next 4sts, * (ch2, tr over tr) 6 times, 3tr in next 3sts, ch5, miss 2tr, 4tr in next 4sts, (ch2, tr over tr) 5 times, 3tr in next 3sts. Repeat from star 5 times; (ch2, tr over tr) 3 times, ch5, turn.

5th Row. Tr over tr, ch2, miss 2sts, 4tr in next 4sts, * (ch2, tr over tr) 5 times, 3tr in next 3sts, ch4, tr under 5ch, ch4, miss 3tr, 4tr in next 4sts, (ch2, tr over tr) 4 times, 3tr in next 3sts. Repeat from star 5 times, (ch2, tr over tr) 3 times, ch5, turn.

6th Row. Tr over tr, ch2, miss 2sts, 4tr in next 4sts, * (ch2, tr over tr) 4 times, 3tr in next 3sts, ch4, d in last st of ch, d over tr, d in next st, ch4, miss 3tr, 4tr in next 4sts, (ch2, tr over tr) 3 times, 3tr in next 3sts. Repeat from star 5 times, (ch2, tr over tr) 3 times, ch5, turn.

7th Row. Tr over tr, ch2, miss 2sts, 4tr in next 4sts, * (ch2, tr over tr) 3 times, 3tr in next 3sts, ch7, 3d over 3d, ch7, miss 3tr, 4tr in next 4sts, (ch2, tr over tr) twice, 3tr in next 3sts. Repeat from star 5 times, (ch2, tr over tr) 3 times, ch5, turn.

8th Row. Tr over tr, ch2, miss 2sts, 4tr in next 4sts, (ch2, tr over tr) 4 times, 3tr in first 3sts of 7ch, ch7, 3d over 3d, ch7, 3tr in last 3sts of 7ch, tr over tr, (ch2, tr over tr) 3 times, 3tr in next 3sts, (ch2, tr over tr) 3 times, ch5, turn.

9th Row. Tr over tr, ch2, miss 2sts, 4tr in next 4sts, * (ch2, miss 2sts, tr over tr) 5 times, 3tr in 3sts of 7ch, ch5, tr over center d, ch5, 3tr in last 3sts of

7ch, tr over tr, (ch2, miss 2sts, tr over tr) 4 times, 3tr in next 3sts. Repeat from star 5 times, (ch2, tr over tr) 3 times, ch5, turn.

10th Row. Tr over tr, ch2, miss 2sts, 4tr in next 4sts, * (ch2, tr over tr) 6 times, 3tr in 3sts of ch, ch2, 3tr in last 3sts of next ch, tr over tr, (ch2, tr over tr) 5 times, 3tr in next 3sts. Repeat from star 5 times, (ch2, tr over tr) 3 times, ch5, turn.

11th Row. Tr over tr, ch2, miss 2sts, 4tr in next 4sts, * (ch2, tr over tr) 7 times, 3tr in next 3sts, (ch2, tr over tr) 6 times, 3tr in next 3sts. Repeat from star 5 times, (ch2, tr over tr) 3 times, ch5, turn.

12th Row. Like second row.

13th Row. Like first row.

14th Row. Like second row.

15th Row. Tr over tr, ch2, miss 2sts, 4tr in next 4sts, (ch2, tr over tr) 14 times, 3tr in next 3sts, (ch2, tr over tr) 4 times, ch5, turn.

16th Row. Tr over tr, (ch2, miss 2sts, tr over tr) twice, 3tr in next 3sts, (ch2, tr over tr) 14 times, 3tr in next 3sts, (ch2, tr over tr) 3 times, ch5, turn.


17th Row. Tr over tr, ch2, miss 2sts, 4tr in next 4sts, (ch2, tr over tr) 7 times, 3tr in next 3sts (ch2, tr over tr) 6 times, 3tr in next 3sts, (ch2, tr over tr) 4 times, ch5, turn. This is the first row of the spider web, which is to be repeated over each shoulder with 5 eyelets or open squares from one web to the next. When you have 55 rows done (counting from first row of work), then ch92 sts, turn.

56th Row. Tr in 4th and 5th sts, (ch2, miss 2sts, tr in next st) twice, 3tr in next 3sts, (ch2, miss 2sts, tr in next st) 14 times, 3tr in next 3sts, (ch2, miss 2sts, tr in next st) 14 times, 3tr in next 3sts, (ch2, tr over tr) 14 times, 3tr in next 3sts, (ch2, miss 2sts, tr in next st) 3 times, ch5, turn.

57th Row. Tr over tr, ch2, miss 2sts, 4tr in next 4sts, * (ch2, miss 2sts, tr over tr) 14 times, 3tr in next 3sts. Repeat from star twice, (ch2, tr over tr) 3 times, 2tr over 2tr, ch3, turn.

58th Row. 2tr over 2tr, * (ch2, tr over tr) twice, 3tr in next 3sts, (ch2, tr over tr) 14 times, 3tr in next 3sts. Repeat from star twice, (ch2, tr over tr) 3 times, ch5, turn.

59th Row. Tr over tr, ch2, miss 2sts, 4tr in next 4sts * (ch2, miss 2sts, tr over tr) 7 times, 3tr in next 3sts, (ch2, tr over tr) 6 times, 3tr in next 3sts. Repeat from star twice, (ch2, tr over tr) 3 times, 2tr over 2tr, ch3, turn. This is the first row of the spider webs, to be made as all the others were made. The 70th row is the last one. The left shoulder and left front are made to correspond to this side. Fasten thread in top of 23rd tr, count-



No. 261. Square Yoke

ing from left end of yoke at back. This will be the 15th row from bottom of yoke.

15th Row. Ch5, (tr over tr, ch2, miss 2sts) twice, 4tr in next 4sts, (ch2, tr over tr) 14 times, 3tr in next 3sts, (ch2, tr over tr) 3 times, ch5, turn.

16th Row. Tr over tr, ch2, miss 2sts, 4tr in next 4sts, (ch2, tr over tr) 14 times, 3tr in next 3sts, (ch2, tr over tr) 4 times, ch5, turn.

17th Row. Tr over tr, (ch2, tr over tr) twice, 3tr in next 3sts, (ch2, tr over tr) 7 times, 3tr in next 3sts, (ch2, tr over tr) 6 times, 3tr in next 3sts, (ch2, tr over tr) 3 times, ch5, turn.

This is first row of spider web. Continue until you have 55 rows, then fasten another thread to right hand end of 55th row and ch90 sts, fasten and cut thread; insert hook into thread at other end of 55th row, turn; continue work to complete left side of front. You will find the work on the yoke illustrated does not correspond with these directions in every detail. These directions work out correctly.

After the form of the yoke is done an edge is added at bottom of yoke, both front and back as follows:

1st Row. Ch 2, miss 2sts, tr over tr, 3tr in next 3sts, all across.

2nd Row. Tr over tr, ch2, miss 2sts, tr over tr, all across.

Around the Neck.

1st Row. 2dtr into eyelet, ch5, miss 1 eyelet, 2dtr in next eyelet, all around.

2nd Row. (6d over 5ch,) 3 times, ch8, turn, d over 2dtr, turn, work (4d, ch4, 4d, ch4, 4d) under 8ch just made, 6d over 5ch, ch7, turn, d in 4ch, p, ch6, d in next 4ch, p, ch7, d over 2dtr, turn. Over each of these 3 loops make (4d, ch4, 4d, ch4, 4d). Repeat from beginning of this row for next scallop, joining to p of first scallop when the doubles are worked on the three loops of this scallop.

No. 253. Towel Lace

1st Row. Ch41, turn. Tr in 4th st, ch2, 2tr in same st, ch2, (2tr, ch2, 2tr,) in 5th st, ch2, miss 4sts, 8tr in next 8st, ch4, miss 4sts, 8tr in next 8sts, ch2, miss 4sts, (2tr, ch2, 2tr), in next st, ch2, miss 4sts, (2tr, ch2, 2tr) in next st, ch4, turn.

2nd Row. (2tr, ch2, 2tr) under 2ch in shell, ch2, (2tr, ch2, 2tr) under 2ch in next shell, ch2, 5tr over 5tr, ch5, 3d under 5ch, ch5, miss 3tr, 5tr

over 5tr, ch2, shell, ch2, shell, ch4, turn.

3rd Row. (Shell, ch2) twice, 2tr over 2tr, (ch5, 3d under 5ch) twice, ch5, miss 3tr, 2tr over 2tr, (ch2, shell) twice, ch4, turn.

4th Row. (Shell, ch2) twice, tr over tr, 4tr in next 4sts, ch5, 3d under 5ch, ch5, 3tr in last 3sts of 5ch, 2tr over 2tr, (ch2, shell) twice, ch4, turn.


5th Row. (Shell, ch2) twice, tr over tr, 7tr in next 7sts, ch4, 3tr in last 3sts of 5ch, 5tr over 5tr, (ch2, shell) twice, ch4, turn.

6th Row. Like 2nd row.

7th Row. Like 3rd row.



No. 229. Diamond Shell Lace



No. 253. Towel Lace

No. 229. Diamond Shell Lace

1st Row. Ch 40, turn. (Ch3, d in 3rd st of ch) 12 times. Ch3, turn.

2nd Row. D over d at end of last row, ch3, d in next d, (ch7, miss 1d, d in next d) twice, 7tr in next d, (ch7, miss 1d, d in next d) twice, 7tr in next d, turn.

3rd Row. Ch3, d in 4th tr of shell, (ch3, d over d, ch3, d in 4th st of 7ch) twice, ch3, d over d, ch3, d in 4th tr of shell, (ch3, d over d, ch3, d in 4th st of 7ch) twice, ch 3, d over d, ch3, d over end d, ch3, turn.

4th Row. D over end d, (ch7, miss 1d, d over next d) twice, shell in next d, d over d, shell in next d, d over d, (ch7, miss 1d, d in next d) twice, shell in last d, turn.

5th Row. Ch3, d in 4th tr of shell, (ch3, d over d) 12 times, ch3, turn.

6th Row. D over end d, ch3, d over 2nd d, ch7, miss 1d, d over next d, (shell in next d, d over d) 3 times. (Ch7, miss 1d, d over next d) twice, shell in last d, ch3, turn.

7th Row. Ch3, d in 4th tr of shell, (ch3, d over d) 14 times, ch3, turn.

8th Row. D over end d, ch7, miss 1d, d in next d, shell four times, join with d over d, (ch7, miss 1d, d in next d) twice, shell in last d, ch3, turn.

9th Row. D in 4th tr of shell, (ch3, join in next d) 15 times, ch3, turn.

10th Row. D over end d, ch3, d in next d, shell 5 times, joining as before. (Ch7, miss 1d, d in next d) twice, shell in last d, ch3, turn.

11th Row. D on 4th tr of shell, (ch3, d over next d) 16 times, ch3, turn.

12th Row. D over end d, ch7, miss 1d, d over d, shell 4 times, join as before, (ch7, miss 1 d, d in next d) twice, shell in last d, ch3, turn.

13th Row. D over 4th tr in shell, (ch3, d in next d) 15 times, ch3, turn.

14th Row. D over end d, ch3, d over d, miss 1d, d over d, shell 3 times, join as before. (Ch7, miss 1d, d over next d) twice, shell in last d, ch3, turn.

15th Row. D over 4th tr in shell, (ch3, d over d) 14 times, ch3, turn.


16th Row. D over end d, (ch7, miss 1d, d over d) twice, shell twice, join. (Ch7, miss 1d, d over next d) twice, shell in last d. ch3, turn.

17th Row. D over 4th tr of shell, (ch3, d over d) 13 times, ch3, turn.

18th Row. D over end d, ch3, d over d, (ch7, miss 1d, d over next d) twice, shell once, join as before. (Ch7, miss 1d, d over next d) twice, shell in last d, ch3, turn.

19th Row. D in 4th st of shell, (ch3, d in next d) 12 times, ch3, turn.

20th Row. D over end d, (ch7, miss 1d, d over d) 5 times, shell in last d. Repeat from first.



No. 242. Diamond Star Insertion

250. Siamese Fan Lace

- 1st Row. Ch26, turn. (2tr, ch2, 2tr) in 4th st from hook. Ch5, miss 6sts, tr in next st, ch5, miss 5sts, tr in next st (ch2, miss 2sts, tr in next st) twice, ch5, turn.
- 2nd Row. Tr over tr, ch2, miss 2sts, tr over tr, 5tr under 5ch, tr over tr, ch4, d under 5ch, ch4, (2tr, ch2, 2tr) under 2ch of shell, ch4, turn
- 3rd Row. Shell of (2tr, ch2, 2tr) under 2ch of shell, ch5, tr over tr, ch4, d over 3rd tr, ch4, miss 2tr, tr over next tr, (ch2, tr over tr) twice, ch5, turn.
- 4th Row. Tr over tr, ch2, tr over tr, ch5, tr over tr, ch4, d under 5ch, ch4, shell in 2ch, ch4, turn.
- 5th Row. Shell in 2ch, ch5, tr over tr, 5tr under 5ch, tr over tr, (ch2, miss 2sts, tr over tr) twice, ch5, turn.
- 6th Row. Tr over tr, ch2, tr over tr, ch4, d over 3rd tr, ch4, tr over tr, ch4, d under 5ch, ch4, shell in 2ch, ch4, turn.
- 7th Row. Shell, ch5, tr over tr, ch5, tr over tr, (ch2, tr over tr) twice, ch5, turn.
- 8th Row. Tr over tr, ch2, tr over tr, 5tr under 5ch, tr over tr, ch4, d under 5ch, ch4, shell, ch4, turn.
- 9th Row. Shell, ch5, tr over tr, ch4, d over 3rd tr, ch4, miss 2tr, tr over next tr, (ch2, tr over tr) twice, ch8, d under end of last row, ch2, turn. Into loop just made work 12tr.
- 10th Row. (Tr over tr, ch2) twice, tr over tr, ch5, tr over tr, ch4, d under 5ch, ch4, shell, ch4, turn.
- 11th Row. Shell, ch5, tr over tr, 5tr under 5ch, tr over tr, (ch2, tr over tr) twice, ch2, scallop, (2tr over 2tr, ch2) 6 times, sl-st to tr in foundation work, ch4, sl-st to next tr back, turn. (Tr over tr, tr between 2trs, tr over second tr, ch2) 6 times. Go onto foundation work now.
- 12th Row. (Tr over tr, ch2,) twice, tr over tr, ch4, d over 3rd tr, ch4, tr over tr, ch4, d under 5ch, ch4, shell, ch4, turn.
- 13th Row. Shell, (ch5, tr over tr) twice, (ch2, tr over tr) twice, ch2. Scallop. (Tr over tr, tr between first and second trs, tr between second and third trs, tr over 4th tr, ch2) 6 times, join to tr at side of foundation work, ch4, join to next tr back on foundation work, turn. (Tr over first tr, tr between first and second trs, tr between second and third tr, tr between third and fourth tr, tr over 4th tr, ch2) 6 times; leave scallop and begin on foundation.
- 14th Row. (Tr over tr, ch2, miss 2sts) twice, tr over tr, 5tr under 5ch, tr over tr, ch4, d under 5ch, ch4, shell, ch4, turn.
- 15th Row. Shell, ch5, tr over tr, ch4, d over 3rd tr, ch4 (tr over tr, ch2, miss 2sts) twice, tr over tr, ch2, go on to scallop, (3tr over 3tr, ch2, tr in same st with 3rd tr, 2tr over 2tr, ch3) 6 times, join to foundation, ch4, join to next tr back on foundation, turn, ((ch3, (2tr, p, 2tr, p, 2tr, p, 2tr) all under 2ch, ch3, d under 2ch)) 6 times, cross to foundation

work.

- 16th Row. Like 4th row.
- 17th Row. Like 5th row. Repeat from first.
- When desired amount has been made attach heading. 2tr under 4ch, ch7, 2tr under next 4ch, etc., all along top of lace.

No. 242. Diamond Star Insertion

- 1st Row. Chain 57, turn. Tr in 9th st from hook. Tr in each of next 2sts, ch2, miss 2sts in base, tr in next st, (ch2, miss 2sts, 13tr in next 13sts) twice. (Ch2, miss 2sts, tr in next st) twice, 2tr in next 2sts, ch2, miss 2sts, tr in 3rd st of 5ch, ch5, turn.
- 2nd Row. 3tr over 3tr, (ch2, miss 2sts, tr over tr) 3 times, 6tr over next 6sts, ch2, miss 2sts, 4tr in next 4sts, ch2, miss 2sts, 7tr in next 7sts, (ch2, miss 2sts, tr over tr) 3 times, 2tr over 2tr, ch2, miss 2sts, tr in 3rd st of 5ch, ch5, turn.
- 3rd Row. 3tr over 3tr, (ch2, miss 2sts, tr over tr) 4 times, 15tr in next 15sts, (ch2, miss 2sts, tr over tr) 4 times, 2tr over 2tr, ch2, miss 2sts, tr in third st of 5ch, ch5, turn.
- 4th Row. 3tr over 3tr, (ch2, miss 2sts, tr over tr) 5 times, 9tr in next 9sts, (ch2, miss 2sts, tr over tr) 5 times, 2tr over 2tr, ch2, miss 2sts, tr in 3rd st of 5ch, ch5, turn.
- 5th Row. 3tr over 3tr, (ch2, miss 2sts, tr over tr) 6 times, 3tr in next 3sts, (ch2, miss 2sts, tr over tr) 6 times, 2tr over 2tr, ch2, miss 2sts, tr in 3rd st of 5ch, ch5, turn.
- 6th Row. 3tr over 3tr, (ch2, miss 2sts, tr over tr) 2 times, 3tr in next 3sts, (ch2, miss 2sts, tr over tr) 7 times, 3tr in next 3sts, (ch2, miss 2sts, tr over tr) twice, 2tr in next 2sts, ch2, miss 2sts, tr in 3rd st of 5ch, ch5, turn.
- 7th Row. 3tr over 3tr, (ch2, miss 2sts, tr over tr) 3 times, 6tr in next 6sts, (ch2, miss 2sts, tr over tr) 3 times, 6tr in next 6sts (ch2, miss 2sts, tr over tr) 3 times, 2tr in next 2sts, ch2, miss 2sts, tr in 3rd st of 5ch, ch5, turn.
- 8th Row. 3tr over 3tr, (ch2, miss 2sts, tr over tr) twice, (ch2, miss 2sts, 10tr in next 10sts) twice, (ch2, miss 2sts, tr over tr) 3 times, 2tr over 2tr, ch2, miss 2sts, tr in 3rd st of 5ch, ch5, turn.
- 9th Row. 3tr over 3tr, (ch2, miss 2sts, tr over tr) 3 times, (ch2, miss 2sts, 7tr in next 7sts) twice, (ch2, miss 2sts, tr over tr) 4 times. 2tr in next 2sts, ch2, miss 2sts, tr in 3rd st of 5ch, ch5, turn.
- 10th Row. 3tr over 3tr, ch2, miss 2sts, 4tr in next 4sts, (ch2, miss 2sts, tr over tr) 4 times, 3tr in next 3sts, (ch2, miss 2sts, tr over tr) 4 times, 3tr in next 3sts, ch2, miss 2sts, 3tr in next 3sts, ch2, miss 2sts, tr in 3rd st of 5ch, ch5, turn.
- 11th Row. Like 9th row, 12th row like 8th row, 13th row like 7th row, 14th row like 6th row, 15th row like 5th row, 16th row like 4th row, 17th like 3rd row, 18th row like 2nd row, 19th row like first row.

No. 254. Siamese Shell Lace

1st Row. Ch30, turn. 2tr in 4th st from hook, ch2, 2tr in same st, (ch6, miss 6sts, tr in next st) 3 times, ch3, miss 3sts, tr in next st, ch6, turn.

2nd Row. Tr over tr, ch4, d under 6ch, ch4, tr over tr, 7tr under 6ch, tr over tr, ch4, d under 6ch, ch4, (2tr, ch2, 2tr) under 2ch in shell, ch4, turn.

3rd Row. Shell, ch6, tr over tr, ch4, d over 4th tr, ch4, tr over last tr, ch6, tr over tr, ch3, tr over tr, ch6, turn back, join at base of tr.

Scallop. Ch3, join next row back, turn. 11tr into ring of 6ch, cross to 4th row of foundation work.

4th Row. Tr over tr, ch4, d under 6ch, ch4, tr over tr, ch6, tr over tr, ch4, d under 6ch, ch4, shell, ch4, turn.

5th Row. Shell, ch6, tr over tr, 7tr under 6ch, tr over tr, ch6, tr over tr, ch3, tr over tr. Scallop. (Ch3, miss 1tr, tr over next tr) 5 times, ch3, join to foundation work, turn, (4tr under next 3ch, d over tr) 6 times. Cross to foundation work.

6th Row. Tr over tr, ch3, tr over tr, (ch4, d under 6ch, ch4, tr over tr) twice, ch4, d under 6ch, ch4, shell, ch4, turn.

7th Row. Shell, (ch6, tr over tr) 3 times, ch3, tr over tr, ch6, turn. Repeat from first. These scallops come on a different row each time unless you are careful to begin scallop at the end of the same row each time. Some lace makers prefer scallops on different rows each time, making an irregularity in the lace, which is quite attractive.

No. 258. Fan Lace

1st Row. Ch25, turn. Make a shell of (2tr, ch2, 2tr) in 4th st, ch4, d in 4th st, ch6, (tr, ch3, tr) in 5th st, ch6, d in 5th st, ch4, (2tr, ch2, 2 tr) in 5th st, ch4, turn.

2nd Row. Shell in 2ch of shell, ch7, (tr, ch1, tr, ch1, tr, ch1, tr) into 3ch, ch7, shell, ch4, turn.

3rd Row. Shell, ch6, (2tr under 1ch, ch1,) twice, 2tr under 1ch, ch6, shell, ch4, turn.

4th Row. Shell, ch5, (2tr, ch1, 2tr) between first and 2nd tr, (2tr, ch1, 2tr) between 3rd and 4th tr,

(2tr, ch1, 2tr) between 5th and 6th tr, ch5, shell, ch4, turn.

5th Row. Shell, ch3, ((3tr, ch1, 3tr) in 1ch of shell)) 3 times, ch3, shell, ch4, turn.

6th Row. Shell, ch2 ((4tr, ch1, 4tr) in 1ch of shell))



Nos. 251-254-250-258

3 times, ch3, shell, ch4, turn.

7th Row. Shell, ch1 ((5tr, ch1, 5tr) in 1ch of shell)) 3 times, ch1, shell, ch4, turn.

8th Row. Shell, ch4, d in top of shell, ch6, (tr, ch3, tr) in top of second shell, ch6, d in top of 3rd shell, ch4, shell, ch4, turn.

9th Row. Like second row. Repeat.

Scallop. Fasten thread to loop at side, ch5, d in next loop to right. Ch3, turn.

1st Row. 11d into loop, join to foundation with tr, ch3, join to foundation with d, turn.

2nd Row. Ch1, tr between first and 2nd tr, (tr, ch1, tr) between 3rd and 4th tr, between 5th and 6th tr, between 7th and 8th tr, between 9th and 10th tr, between 11th and 12th tr, join to loop on foundation, ch3, turn.

3rd Row. (Tr, ch1, 2tr) into 1ch, (2tr, ch1, 2tr) in next 1ch; repeat across ch2, join to foundation with tr, ch2, turn.

4th Row. (3tr, ch1, 3tr) in each 1ch of shell all cross, ch2, join to foundation, ch2, turn.

5th Row. (4tr, ch1, 4tr) in 1ch of each of six shells, ch2, join to foundation, ch2, turn.

6th Row. (5tr, ch1, 5tr) in 1ch of each of six shells, ch2, join to foundation, ch2, turn.

7th Row. Ch3, ((tr, p, tr, p, tr, p) into 1ch of shell ch3, d between shells) six times. Repeat for next scallop.

No. 251. Picot Lace

1st Row. Ch25, turn. Tr in 4th st from hook, ch4, sl-st back into first st to form p, ch1, miss 1st, d in next st, ch4 for picot like first one, ch1, miss 1st, 4tr in next 4sts, ch1, miss 1st, 2tr in next 2sts, ch1, miss 1st, 4tr in next 4sts, ch4 for picot, ch1, miss 1st, d in next st, ch4 for p, ch1, miss 1st, 2tr in next 2sts, ch3, turn.

2nd Row. Tr over tr, ch4 for p, ch5, sl-st back into 2nd st to make p, ch1, d in first of 4tr, ch4, d under 1ch, ch2, d under next 1ch, ch4, d in 4th tr, ch4 for p, ch5, sl-st back into 2nd st for p, ch1, 2tr over 2tr, ch3, turn.

3rd Row. Tr over tr, ch4 for p, d into 1ch between picots, ch4 for p, ch1, 4tr under 4ch, ch1, 2tr under 2ch, ch1, 4tr under 4ch, ch4 for p, ch1, d under 1ch between picots, ch4 for p, ch1, 2tr over 2tr, ch3, turn.

4th Row. Tr over tr, ch4 for p, ch5, sl-st back into second st for p, ch1, d over first of 4tr, ch4 for p, ch1, tr under 1ch, 2tr over 2tr, tr under 1ch, ch4 for p, ch1, d in last of 4tr, ch4 for p, ch5, sl-st into second st for p, ch1, 2tr over 2tr, ch3, turn.

5th Row. Tr over tr, ch4 for p, ch1, d between picots, ch4 for p, ch5, sl-st back into second st for p, ch1, d in first of 4tr, ch2, d in last of 4tr, ch4 for p, ch5, sl-st back into second st for p, ch1, d between picots, ch4 for p, ch1, 2tr over 2tr, ch3, turn.

6th Row. Tr over tr, ch4 for p, ch5, sl-st back into second st for p, ch1, d between picots, ch3, 4tr under 2ch, ch3, d between picots, ch4 for p, ch5, sl-st back into second st for p, ch1, 2tr over 2tr, ch3, turn.

7th Row. Tr over tr, ch4 for p, ch1, d between picots, ch4 for p, ch1, 4tr under 3ch, ch1, 2tr in

second and third tr, ch1, 4tr under 3ch, ch4 for p, ch1, d between picots, ch4 for p, ch1, 2tr over 2tr, ch3, turn.

No. 252. Diamond Lace

1st Row. Ch55, turn. Tr in 9th st from hook, (ch2, miss 2sts, tr in next st) 7 times, 3tr in next 3sts, (ch2, miss 2sts, tr in next st) 8 times, ch5, turn.

2nd Row. (Tr over tr, ch2, miss 2sts,) 6 times, 4tr in next 4sts, ch2, miss 2tr, 4tr in next 4sts, (ch2, tr over tr,) 7 times, ch5, turn.

3rd Row. (Tr over tr, ch2,) 5 times, tr over tr, 3tr in next 3sts, (ch2, miss 2tr, 4tr in next 4sts,) twice, (ch2, tr over tr) 6 times, ch5, turn.

4th Row. (Tr over tr, ch2,) 4 times, tr over tr, 3tr in next 3sts, ch2, miss 2tr, 10tr in next 10sts, ch2, miss 2tr, 4tr in next 4sts, (ch2, tr over tr,) 5 times, ch5, turn.

5th Row. (Tr over tr, ch2,) 3 times, tr over tr, 3tr in next 3sts, (ch2, miss 2tr, 7tr in next 7sts,) twice, ch2, miss 2tr, 4tr in next 4sts, (ch2, tr over tr,) 4 times, ch5, turn.

6th Row. (Tr over tr, ch2,) twice, tr over tr, 3tr in next 3sts, ch2, miss 2tr, 4tr in next 4sts, ch2, miss 2tr, 10tr in next 10sts, (ch2, miss 2tr, 4tr in next 4sts,) twice, (ch2, tr over tr,) 3 times, ch5, turn.

7th Row. Tr over tr, ch2, miss 2sts, 4tr in next 4sts, ch2, miss 2tr, 10tr in next 10sts, ch2, miss 2tr, 4tr in next 4sts, ch2, miss 2tr, 10tr in next 10sts, ch2, miss 2tr, 4tr in next 4sts, (ch2, tr over tr,) twice, ch5, turn.

8th Row. Tr over tr, 3tr in next 3sts, (ch2, miss 2tr, 7tr in next 7sts,) 4 times, ch2, miss 2tr, 4tr in next 4sts, ch2, tr over tr, ch5, turn.

9th Row, like 7th row; 10th Row, like 6th row;

11th Row, like 5th row; 12th Row, like 4th row;

13th Row, like 3rd row; 14th Row, like 2nd row;

15th Row, like 1st row.

16th Row. (Tr over tr, ch2,) all across.


Second square is made like one just given, except that eyelet in the center of each of the four diamonds is filled with 2tr, making the diamonds solid. Third square is made like first square, and these two squares continued desired length.

No. 263. Corner Filet Lace

1st Row. Ch55, turn. Tr in 4th, 5th and 6th sts, ch2, miss 2sts, 4 tr in next 4sts, (ch2, miss 2sts, tr in 3rd st) twice, 9tr in next 9sts, ch2, miss 2sts, 10tr in next 10sts, ch2, tr in 3rd st, (ch2, miss 2sts, 4tr in next 4sts) twice, ch12, turn.

2nd Row. There are two methods of finishing this edge. One way is as follows: After you have the 12ch made, turn, make 3tr in 10th, 11th and 12th sts from hook, and one tr over first tr of last row. This leaves a loop running from the second to third row when 3rd row is finished and makes 4 of these loops when the whole scallop is done. The other

- way leaves the edge without these loops, as shown on the other side of corner in illustration. After 12ch is made, turn sl-st back 3sts, make 2tr in last 2sts of ch, one tr over tr of last row. Ch2, miss 2tr, 4tr in next 4sts, (ch2, miss 2sts, tr over tr) 4 times, 3tr in next 3sts, (ch2, miss 2sts, 4 tr in next 4sts) twice, (ch2, miss 2sts, tr over tr) 4 times, 3tr in next 3sts, ch2, miss 2tr, tr over tr, ch3, turn.
- 3rd Row. 3 tr in first 3sts, ch2, miss 2tr, 4tr in next 4sts, (ch2, tr in 3rd st) 4 times, 9tr in next 9sts, (ch2, tr in 3rd st) 6 times, 3tr in next 3sts, miss 2tr, 4tr in next 4sts, ch12, turn.
- 4th Row. Make either turning you prefer. I shall give the loop turning here. 3tr in last 3sts, tr over tr, ch2, miss 2tr, 4tr in next 4sts, (ch2, tr in 3rd st) twice, 3tr in next 3sts, ch2, miss 2sts, 4 tr in next 4sts, (ch2, tr in 3rd st) 3 times, 3tr in next 3sts, (ch2, tr in 3rd st) 3 times, 3tr in next 3sts, (ch2, tr in 3rd st) twice, 3tr in next 3sts, ch2, tr over last tr, ch3, turn.
- 5th Row. 3tr in first 3sts, ch2, miss 2tr, 4tr in next 4sts, (ch2, tr in 3rd st) twice, 3tr in next 3sts, (ch2, tr in 3rd st) 5 times, 15tr in next 15sts, (ch2, tr in 3rd st) twice, 3tr in next 3sts, ch2, miss 2tr, 4tr in next 4sts, ch12, turn.
- 6th Row. 3tr in last 3sts of 12ch, tr over tr, ch2, miss 2tr, 4tr in next 4sts, (ch2, tr in 3rd st) twice, 9tr in next 9sts, ch2, miss 2tr, 10tr in next 10sts, (ch2, tr in 3rd st) 3 times, 3tr in next 3sts, (ch2, tr in 3rd st) 4 times, 3tr in next 3sts, ch2, tr over last tr, ch3, turn.
- 7th Row. 3tr in first 3sts, (ch2, miss 2tr, 4tr in next 4sts) twice, (ch2, tr in 3rd st) twice, 3tr in next 3sts, (ch2, tr in 3rd st) twice, 6tr in next 6sts, (ch2, tr in 3rd st) 4 times, 6tr in next 6sts, (ch2, tr in 3rd st) twice, 3tr in next 3sts, ch2, miss 2tr, 4tr in next 4sts, ch12, turn.
- 8th Row. 3tr in last 3sts of ch, tr over tr, ch2, miss 2tr, 4tr in next 4sts, (ch2, tr in 3rd st) 12 times, 3tr in next 3sts, (ch2, tr in 3rd st), twice, 3tr in next 3sts, (ch2, tr in 3rd st) 3 times, 3tr in next 3sts, ch2, tr over last tr, ch3, turn.
- 9th Row. 3tr in first 3sts, ch2, miss 2tr, 4tr in next 4sts, (ch2, tr in 3rd st) 3 times, 3tr in next 3sts, (ch2, tr in 3rd st) twice, 3tr in next 3sts, (ch2, tr in 3rd st) 3 times, 3tr in next 3sts, ch2, miss 2sts, 4tr in next 4sts, (ch2, tr in 3rd st) 3 times, 3tr in next 3sts, ch2, miss 2tr, 4tr in next 4sts, ch6, turn.
- 10th Row. 2tr in last 2sts of ch, tr over tr, ch2, miss 2tr, 4tr in next 4sts (ch2, tr in 3rd st) twice, 3tr in next 3sts, ch2, miss 2tr, 4tr in next 4sts, (ch2, tr in 3rd st) 3 times, 3tr in next 3sts, (ch2, tr in 3rd st) 3 times, 3tr in next 3sts, (ch2, tr in 3rd st) twice, 3tr in next 3sts, (ch2, tr in 3rd st) 5 times, 3tr in next 3sts, ch2, tr over last tr, ch3, turn.
- 11th Row. 3tr in first 3sts, ch2, miss 2tr, 4tr in next 4sts, (ch2, tr in 3rd st) 3 times, 3tr in next 3sts, (ch2, tr in 3rd st) twice, 3tr in next 3sts, (ch2, tr in 3rd st) 3 times, 3tr in next 3sts, ch2, miss 2tr, 4tr in next 4sts, (ch2, tr in 3rd st) 3 times, 3tr in next 3sts, (ch2, tr in 3rd st) twice, 3tr in next 3sts, ch2, miss 2tr, 4tr in next 4sts, ch3, turn.
- 12th Row. Make first of 4tr over 4th tr, or you may sl-st 3sts, instead of making a ch of 3sts, then ch 3sts for the first of 4tr in 4sts. Ch2, miss 2tr, tr over 4th tr, 3tr in next 3sts, (ch2, tr in 3rd st) 12 times, 3tr in next 3sts, (ch2, tr in 3rd st) twice, 3tr in next 3sts, (ch2, tr in 3rd st) 3 times, 3tr in next 3sts, ch2, tr over last tr, ch3, turn.
- 13th Row. 3tr in first 3sts, (ch2, miss 2tr, 4tr in next 4sts) twice, (ch2, tr in 3rd st) twice, 3tr in next 3sts, (ch2, tr in 3rd st) twice, 6tr in next 6sts, (ch2, tr in 3rd st) 4 times, 6tr in next 6sts, (ch2, tr in 3rd st) twice, 3tr in next 3sts, ch2, miss 2tr, 4tr in next 4sts, ch3, turn.
- 14th Row. First of 4tr over 4th tr, 3tr in next 3sts, ch2, miss 2tr, tr over 4th tr, 3tr in next 3sts, (ch2, tr in 3rd st) twice, 9tr in next 9sts, ch2, tr over tr, 9tr in next 9sts, (ch2, tr in 3rd st) 3 times, 3tr in next 3sts, (ch2, tr in 3rd st) 4 times, 3tr in next 3sts, ch2, tr over last tr, ch3, turn.
- 15th Row. 3tr in first 3sts, ch2, miss 2tr, 4tr in next 4sts, (ch2, tr in 3rd st) twice, 3tr in next 3sts, (ch2, tr in 3rd st) 5 times, 15tr in 15sts, (ch2, tr in 3rd st) twice, 3tr next 3sts, ch2, miss 2tr, 4tr in next 4sts, ch3, turn.
- 16th Row. Tr over 4th tr, 3tr in next 3sts, ch2, miss 2tr, 4tr in next 4sts, (ch2, tr in 3rd st) twice, 9tr in next 9sts, (ch2, tr in 3rd st) 3 times, 3tr in next 3sts, (ch2, tr in 3rd st) 3 times, 3tr in next 3sts, (ch2, tr in 3rd st) twice, 3tr in next 3sts, ch2, tr over last tr, ch3, turn.
- 17th Row. 3tr in first 3sts, ch2, miss 2tr, 4tr in next 4sts, (ch2, tr in 3rd st) 4 times, 9tr in next 9sts, (ch2, tr in 3rd st) 6 times, 3tr in next 3sts, ch2, miss 2tr, 4tr in next 4sts, ch3, turn.
- 18th Row. Tr over 4th tr, 3tr in next 3sts, ch2, miss 2tr, 4tr in next 4sts, (ch2, tr in 3rd st) 4 times, 3tr in next 3sts, (ch2, miss 2tr, 4tr in next 4sts) twice, (ch2, tr in 3rd st) 4 times, 3tr in next 3sts, ch2, tr over last tr, ch3, turn.
- 19th Row, like 1st row; 20th Row, like 2nd row;
 21st Row, like 3rd row; 22nd Row, like 4th row;
 23rd Row, like 5th row; 24th Row, like 6th row;
 25th Row, like 7th row; 26th Row, like 8th row;
 27th Row, like 9th row; 28th Row, like 10th row;
 29th Row, like 11th row; 30th Row, like 12th row.
 31st Row, like 13th row; 32nd Row, like 14th row;
 33rd Row, like 15th row;
- 34th Row. Tr over 4th tr, 3tr in next 3sts, ch2, miss



No. 252. Diamond Lace

2tr, 4tr in next 4sts, (ch2, tr in 3rd st) twice, 9tr in next 9sts, (ch2, tr in 3rd st) 7 times, 3tr in next 3sts, (ch2, tr in 3rd st) 4 times, ch3, turn.

35th Row. 3tr in first 3sts, (ch2, tr in 3rd st) twice, 3tr in next 3sts, (ch2, tr in 3rd st) twice, 6tr in next 6sts, (ch2, tr in 3rd st) 8 times, 3tr in next 3sts, ch2, miss 2tr, 4tr in next 4sts, ch3, turn.

36th Row. Tr over 4th tr, 3tr in next 3sts, ch2, miss 2tr, 4tr in next 4sts, ch2, tr over tr) 7 times, 6tr over next 6tr, (ch2, tr in 3rd st) 3 times, 3tr in next 3sts, (ch2, tr in 3rd st) twice, ch5, turn.

37th Row. Tr over tr, 3tr in next 3sts, (ch2, tr in 3rd st) twice, 6tr in next 6sts, (ch2, tr in 3rd st) twice, 6tr in next 6sts, (ch2, tr in 3rd st) 4 times, 3tr in next 3sts, ch2, miss 2tr, 4tr in next 4sts, ch3, turn.

38th Row. Tr over 4th tr, 3tr in next 3sts, ch2, miss 2tr, 4tr in next 4sts, (ch2, tr in 3rd st) 3 times, 6tr over 6tr, (ch2, tr in 3rd st) twice, 6tr over 6tr, (ch2, tr in 3rd st) 3 times, 3tr in next 3sts, ch5, turn.

39th Row. Miss 2tr, tr over next tr, (ch2, miss 2sts, tr over tr) 5 times, 6tr in next 6sts, (ch2, miss 2sts, tr over tr) 4 times, 3tr in next 3sts, ch2, miss 2tr, 4tr in next 4sts, ch3, turn.

No. 263. Corner Filet Lace

40th Row. Tr over 4th tr, 3tr in next 3sts, ch2, miss 2tr, 4tr in next 4sts, (ch2, tr in 3rd st) 3 times, 6tr in next 6sts, (ch2, tr on 3rd st) 6 times, ch3, turn.

41st Row. 6 tr in first 6sts, (ch2, miss 2sts, tr over tr) 8 times, 3tr in next 3sts, ch2, miss 2tr, 4tr in next 4sts, ch3, turn.

42nd Row. Tr over 4th tr, 3 tr in next 3sts, ch2, miss 2 tr, 4tr in next 4sts, (ch2, miss 2sts, tr over tr) 6 times, 9tr in next 9sts, ch5, turn.

43rd Row. Miss 2tr, 10tr in next 10sts, (ch2, tr in 3rd st) 4 times, 3tr in next 3sts, ch2, miss 2tr, 4tr in next 4sts, ch3, turn.

44th Row. Tr over 4th tr, 3tr in next 3sts, ch2, miss 2tr, 4tr in next 4sts, (ch2, tr in 3rd st) 3 times, 6tr in next 6sts, (ch2, tr in 3rd st) twice, ch5, turn.

45th Row. Tr over tr, 9tr in next 9sts, (ch2, tr in 3rd st) twice, 3tr in next 3sts, ch2, miss 2tr, 4tr in next 4sts, ch3, turn.

46th Row. Tr over 4th tr, 3tr in next 3sts, ch2, miss 2tr, 4tr in next 4sts, (ch2, tr in 3rd st) twice, 6tr in next 6sts, ch2, tr over tr, ch3, turn.

47th Row. 6tr in first 6sts, (ch2, tr in 3rd st) twice, 3tr in next 3sts, ch2, miss 2tr, 4tr in next 4sts, ch3, turn.

48th Row. Tr over 4th tr, 3tr in next 3sts, ch2, miss 2tr, 4tr in next 4sts, (ch2, tr in 3rd st) twice, 3tr over 3tr, ch5, turn.

49th Row. Tr over 4th tr, ch2, tr over tr, 3tr in next 3sts, ch2, miss 2tr, 4tr in next 4sts, ch3, turn.

50th Row. Tr over 4th tr, 3tr in next 3sts, ch2, miss 2tr, 4tr in next 4sts, ch2, tr over tr, ch3, turn.

51st Row. 3tr in first 3sts, ch2, miss 2tr, 4tr in next 4sts, ch3, turn.

52nd. Row. Tr over 4th tr, 3tr in next 3sts, ch2, tr over last tr, ch3, turn.

53rd Row. 3tr in first 3sts, turn, sl st back over top of 4tr just made, ch9, turn to work up the side.

54th Row. 3tr in last 3sts of ch, tr over last sl-st at end of last row, ch2, tr at base of tr in last row, 3tr in next 3sts, (ch2, tr in 3rd st) 12 times, making trebles meet trebles along the side so as to form even square holes, as shown in illustration. 3tr in next 3sts, (ch2, tr in 3rd st) twice, 3tr in next 3sts, (ch2, tr in 3rd st) 3 times, 3tr in next 3sts, ch2, tr in 3rd st, ch3, turn.

55th Row. 3tr in first 3sts, ch2, miss 2tr, tr over tr, 3tr in next 3sts, (ch2, miss 2sts, tr over tr) 3 times, 3tr in next 3sts, (ch2, tr in 3rd st) twice, 3tr in next 3sts, (ch2, miss 2sts, tr over tr) 3 times, 3tr in next next 3sts, ch2, tr over tr, 3tr in next 3sts, (ch2, tr over tr) 3 times, 3tr in next 3sts, (ch2, tr in 3rd st) twice, 3tr in next 3sts, ch2, miss 2tr, tr over last tr, 3tr in next 3sts, ch6, turn.

56th Row, like 10th row; 58th Row, like 12th row;

57th Row, like 11th row; 59th Row, like 13th row; and so on as in the first scallop or point.

No. 265. Corner

Work begins at lower edge of illustration.

1st Row. Ch87 sts, turn. Tr in 5th st, 3tr in next 3sts, ch2, tr in 3rd st, ch2, miss 2sts, 7tr in next 7sts, ch5, d in 4th st, ch5, miss 3sts, 7tr in next 7sts, ch5, tr in 4th st, (ch2, miss 2sts, tr in next st) 6 times, ch5, miss 3sts, 7tr in next 7sts, ch5, d in 4th st, ch5, miss 3sts, 7tr in next 7sts, (ch2, tr in 3rd st) twice, ch5, turn.

2nd Row. Tr over tr, (ch2, miss 2sts, tr over tr) twice, 3tr in next 3sts, 3tr under 5ch, ch5, 3tr under next 5ch, 7tr over 7tr, 3tr under 5ch, ch5, tr over 2nd tr, (ch2, tr over tr) 4 times, ch5, 3tr under 5ch, 7tr over 7tr, 3tr under 5ch, ch5, 3tr under next 5ch, 4tr over 4tr, (ch2, miss 2sts, tr over tr) twice, 3tr in next 3sts. You may use either of two methods of turning here. If you sl-st 3sts, ch3, 3tr in next 3sts, you have an edge exactly like one shown here. An easier way is to ch3 at end of 2nd row, turn and follow directions for 3rd row. This leaves a loop connecting 2nd and 3rd rows. I give first way here.

3rd Row. 3tr in first 3sts as given, ch2, tr over tr,

ch2, miss 2sts, 13tr in next 13sts, ch5, miss 5tr, 4tr over 4tr, 3tr under 5ch, ch5, tr over 2nd tr, (ch2, tr over tr) twice, ch5, 3tr under 5ch, 4tr over 4tr, ch5, miss 5tr, 4tr over 4tr, 5tr under 5ch, 4tr over 4tr, (ch2, tr in 3rd st) 4 times, ch5, turn.

4th Row. Tr over tr, (ch2, miss 2sts, tr over tr) 4 times, 6tr over 6tr, ch5, d under 5ch, ch5, 4tr over 4tr, 3tr under 5ch, ch5, tr over center tr, ch5, 3tr under 5ch, 4tr over 4tr, ch5, d under 5ch, ch5, tr over 4th tr, 6tr over 6tr, ch2, miss 2tr, tr over tr, ch2, tr over tr, 3tr in next 3sts, turn, sl-st over top to 4th tr, ch3.

5th Row. 3tr in first 3sts, ch2, tr over tr, ch2, miss 2tr, 4tr over 4tr, 3tr under 5ch, ch5, 3tr under next 5ch, 7tr over 7tr, 3tr under 5ch, ch5, 3tr under 5ch, 7tr over 7tr, 3tr under 5ch, ch5, 3tr under next 5ch, 4tr over 4tr, (ch2, miss 2sts, tr over tr) 6 times, ch5, turn.

6th Row. (Tr over tr, ch2, miss 2sts) 6 times, 13tr in next 13sts, ch5, miss 5tr, tr over next tr, 12tr in next 12sts, ch5, miss 5tr, tr over next tr, 12tr in next 12sts, ch2, miss 2tr, tr over tr, ch2, tr over tr, 3tr in next 3sts, turn, sl-st 3sts, ch3.

7th Row. 3tr in first 3sts, ch2, tr over tr, ch2, miss 2tr, 7tr over next 7tr, ch5, d under 5ch, ch5, tr over 4th tr, 6tr over next 6tr, ch5, d under 5ch, ch5, tr over 4th tr, 6tr over 6tr, (ch2, miss 2sts, tr over tr) 8 times, ch5, turn.

8th Row. Tr over tr, (ch2, miss 2sts, tr over tr) 8 times, 3tr over 3tr, 3tr under 5ch, ch5, 3tr under next 5ch, 7tr over 7tr, 3tr under 5ch, ch5, 3tr under next 5ch, 4tr over 4tr, ch2, miss 2sts, tr over tr, ch2, tr over tr, 3tr in next 3sts, turn, sl-st 3sts, ch3.

9th Row. 3tr in first 3sts, ch2, tr over tr, ch2, miss 2tr, 4tr over 4tr, 5tr under 5ch, 4tr over 4tr, ch5, miss 5tr, 4tr over 4tr, 5tr under 5ch, 4tr over 4tr, (ch2, miss 2sts, tr over tr) 10 times, ch5, turn.

10th Row. Tr over tr, (ch2, miss 2sts, tr over tr) 10 times, 6tr over 6tr, ch5, d under 5ch, ch5, tr over 4th tr, 6tr over 6tr, ch2, tr over 3rd tr, ch2, tr over tr, 3tr in next 3sts, turn, sl-st 3sts, ch3.

11th Row. 3tr in first 3sts, ch2, tr over tr, ch2, miss 2tr, 4tr over 4tr, 3tr under 5ch, ch5, 3tr under 5ch, 4tr over 4tr, (ch2, miss 2sts, tr over tr) 12 times, ch5, turn.

12th Row. Tr over tr, (ch2, miss 2sts, tr over tr) 12 times, 12tr in next 12sts, ch2, miss 2sts, tr over tr, ch2, tr over tr, 3tr in next 3sts, turn, sl-st 3sts, ch3.

13th Row. 3tr in first 3sts, ch2, tr over tr, ch2, miss 2sts, 7tr over 7tr, (ch2, miss 2sts, tr over tr) 14 times, ch5, turn.

14th Row. Tr over tr, (ch2, miss 2sts, tr over tr) 16 times, 3tr in next 3sts, ch12, turn.

15th Row. Sl-st back 3sts on ch, 2tr in last 2sts of ch, tr over tr, ch2, miss 2tr, tr over 4th tr, ch2, tr

over tr, 6tr in next 6sts, (ch2, tr over tr) 14 times, ch5, turn.

16th Row. Tr over tr, (ch2, miss 2sts, tr over tr) 12 times, 12tr in next 12sts, ch2, tr over tr, ch2, miss 2sts, 4tr in next 4sts, ch12, turn.

17th Row. Sl-st back, 3sts on ch, 2tr in last 2sts of ch, tr over tr, ch2, miss 2tr, tr over tr, ch2, tr over tr, 6tr in next 6sts, ch5, miss 5tr, 4tr over 4tr, 3tr in next 3sts, (ch2, tr over tr) 12 times, ch5, turn.

18th Row. Tr over tr, (ch2, miss 2sts, tr over tr) 10 times, 6tr in next 6sts, ch5, d under 5ch, ch5, tr over 4th tr, 6tr in next 6sts, ch2, tr over tr, ch2, miss 2tr, 4tr in next 4sts, ch12, turn.

19th Row. Sl-st 3sts, 2tr in last 2sts of ch, tr over tr, ch2, miss 2tr, tr over tr, ch2, tr over tr, 12tr in next 12sts, ch5, 3tr under 5ch, 10tr in next 10sts, (ch2, tr over tr) 10 times, ch5, turn.

20th Row. Tr over tr, (ch2, miss 2sts, tr over tr) 8 times, 6tr in next 6sts, ch5, miss 5tr, 13tr in next 13sts, ch5, miss 5tr, 7tr in next 7sts, ch2, tr over tr, ch2, miss 2tr, tr over tr, 3tr in next 3sts, ch12, turn.

21st Row. Sl-st back 3sts, 2tr in last 2sts of ch, tr over tr, ch2, miss 2tr, tr over tr, ch2, tr over tr, 6tr in next 6sts, ch5, d under 5ch, ch5, tr over 4th tr, 6tr over 6tr, ch5, d under 5ch, ch5, tr over 4th tr, 6tr in next 6sts, (ch2, tr over tr) 8 times, ch5, turn.

22nd Row. Tr over tr, (ch2, miss 2sts, tr over tr) 6 times, 12tr in next 12sts, ch5, 3tr under 5ch, 10tr in next 10sts, ch5, 3tr under 5ch, 10tr in next 10sts, ch2, tr over tr, ch2, miss 2tr, 4tr in next 4sts, ch12, turn.


23rd Row. Sl-st 3sts, 2tr in last 2sts of ch, tr over tr, ch2, miss 2tr, tr over tr, ch2, tr over tr, 6tr in next 6sts, (ch5, miss 5tr, 13tr in next 13sts) twice, ch5, miss 5tr, 7tr in next 7sts, (ch2, tr over tr) 6 times, ch5, turn.

24th Row. Tr over tr, (ch2, miss 2sts, tr over tr) 4 times, 6tr in next 6sts, ch5, d under 5ch, ch5, tr over 4th tr, 6tr over 6tr, ch5, tr under 5ch, ch5, tr over 4th tr, 6tr over 6tr, ch5, d under 5ch, ch5, tr over 4th tr, 6tr in next 6sts, ch2, tr over tr, ch2,

miss 2tr, 4tr in next 4sts, ch12, turn.

25th Row. Sl-st 3sts, 2tr in last 2sts of ch, tr over tr, ch2, miss 2tr, tr over tr, ch2, tr over tr, 12tr in next 12sts, ch5, 3tr under 5ch, 4tr over 4tr, ch5, tr in 3rd st of 5ch, ch2, tr over tr, ch2, tr in 3rd st of 5ch, ch5, tr over 4th tr, 6tr in next 6sts, ch5, 3tr under 5ch, 10tr in next 10sts, (ch2, tr over tr) 4 times, ch5, turn.

26th Row. Tr over tr, (ch2, tr over tr) twice, 6tr in




No. 265. Corner

next 6sts, ch5, miss 5tr, 4tr over 4tr, 5tr under 5ch, 4tr over 4tr, ch5, tr in 3rd st of 5ch, (ch2, tr over tr) 3 times, ch2, tr in 3rd st of 5ch, ch5, tr over 4th tr, 12tr in next 12sts, ch5, miss 5tr, 7tr in next 7sts, ch2, tr over tr, ch2, miss 2tr, 4tr in next 4sts, ch6, turn.

27th Row. 2tr in 2sts of ch, tr over tr, ch2, miss 2tr, tr over tr, ch2, tr over tr, 6tr in next 6sts, ch5, d under 5ch, ch5, tr over 4th tr, 6tr over 6tr, ch5, tr in 3rd st of 5ch, (ch2, tr over tr) 5 times, ch2, tr in 3rd st of 5ch, ch5, tr over 4th tr, 6tr over 6tr, ch5, d under 5ch, ch5, tr over 4th tr, 6tr in next 6sts, ch2, tr over tr *, 3tr in next 3sts, ch5, turn.

28th Row. Tr over tr, (ch2, tr over tr) twice, 6tr in next 6sts, ch5, 3tr under 5ch, 10tr in next 10sts, ch5,

- tr over 2nd tr, (ch2, tr over tr) 4 times, ch5, 3tr under 5ch, 10tr in next 10sts, ch5, 3tr under 5ch, 4tr over 4tr, ch2, miss 2tr, tr over tr, ch2, tr over tr, 3tr in next 3sts, turn, sl-st back 3sts, ch3.
- 29th Row. 3tr in first 3sts, ch2, tr over tr, ch2, miss 2tr, 4tr over 4tr, 5tr under 5ch, 4tr over 4tr, ch5, miss 5tr, 7tr in next 7sts, ch5, tr over 2nd tr, (ch2, tr over tr) twice, ch5, 3tr under 5ch, 4tr over 4tr, ch5, miss 5tr, 13tr in next 13sts, ch2, miss 2tr, tr over tr, ch2, tr over tr, 3tr in next 3sts, ch2, tr over tr, turn.
- 30th Row. Sl-st back 6sts, ch3, 2tr under 2ch, tr over tr, ch2, tr over tr, ch2, miss 2tr, 7tr in next 7sts, ch5, d under 5ch, ch5, 7tr in next 7sts, ch5, tr over center tr, ch5, 3tr under 5ch, 4tr over 4tr, ch5, d under 5ch, ch5, tr over 4th tr, 6tr in next 6sts, ch2, miss 2tr, tr over tr, ch2, tr over tr, 3tr in next 3sts, turn.
- 31st Row. Sl-st back to 4th tr, ch3, 3tr in first 3sts, ch2, tr over tr, ch2, miss 2tr, tr over tr, 6tr in next 6sts, ch5, 3tr under 5ch, 10tr in next 10sts, ch5, 3tr under 5ch, 7tr over 7tr, 3tr in 5ch, ch5, 3tr in 5ch, 4tr over 4tr, ch2, miss 2tr, tr over tr, ch2, tr over tr, 3tr in next 3sts, turn.
- 32nd Row. Sl-st back to 4th tr, ch3, 3tr in next 3sts, ch2, tr over tr, ch2, miss 2tr, (4 tr over 4tr, 5tr under 5ch, 4tr over 4tr, ch5, miss 5tr) twice, 4tr over 4tr, 5tr under 5ch, 4tr over 4tr, ch2, miss 2tr, tr over tr, ch2, tr over tr, 3tr in next 3sts, turn.
- 33rd Row. Sl-st back to 4th tr, ch3, 3tr in first 3sts, ch2, tr over tr, ch2, miss 2tr, 7tr over 7tr, ch5, d under 5ch, ch5, tr over 4th tr, 6tr over 6tr, ch5, d under 5ch, ch5, tr over 4th tr, 6tr over 6tr, ch2, miss 2tr, tr over tr, ch2, tr over tr, 3tr in next 3sts, turn.
- 34th Row. Sl-st to 4th tr, ch3, 3tr in next 3sts, ch2, tr over tr, ch2, miss 2tr, 4tr over 4tr, 3tr under 5ch, ch5, 3tr under 5ch, 7tr over 7tr, 3tr under 5ch, ch5, 3tr under 5ch, 4tr over 4tr, ch2, miss 2tr, tr over tr, ch2, tr over tr, 3tr in next 3sts, turn.
- 35th Row. Sl-st back to 4th tr, ch3, 3tr in first 3sts, ch2, tr over tr, ch2, miss 2tr, 4tr over 4tr, 5tr under 5ch, 4tr over 4tr, ch5, miss 5tr, 4tr over 4tr, 5tr under 5ch, 4tr over 4tr, ch2, miss 2tr, tr over tr, ch2, tr over tr, 3tr in next 3sts, turn.
- 36th Row. Sl-st back to 4th tr, ch3, 3tr in first 3sts, ch2, tr over tr, ch2, miss 2tr, 7tr over 7tr, ch5, d under 5ch, ch5, tr over 4th tr, 6tr over 6tr, ch2, miss 2tr, tr over tr, ch2, tr over tr, 3tr in next 3sts, turn.
- 37th Row. Sl-st back to 4th tr, ch3, 3tr in first 3sts, ch2, tr over tr, ch2, miss 2tr, tr over tr, 6tr in next 6sts, ch5, 3tr under 5ch, 4tr over 4tr, ch2, miss 2tr, tr over tr, ch2, tr over tr, 3tr in next 3sts, turn.
- 38th Row. Sl-st back to 4th tr, ch3, 3tr in first 3sts, ch2, tr over tr, ch2, miss 2tr, 13tr in next 13sts, ch2, miss 2tr, tr over tr, ch2, tr over tr, 3tr in next 3sts, turn.
- 39th Row. Sl-st back to 4th tr, ch3, 3tr in first 3sts, ch2, tr over tr, ch2, miss 2tr, 7tr over 7tr, ch2, miss 2tr, tr over tr, ch2, tr over tr, 3tr in next 3sts, turn.
- 40th Row. Sl-st back to 4th tr, ch3, 3tr in next 3sts, ch2, tr over tr, ch2, miss 2tr, tr over tr, ch2, miss 2tr, tr over tr, ch2, tr over tr, 3tr in next 3sts, turn.
- 41st Row. Sl-st back to 4th tr, 3tr in first 3sts, (ch2, tr over tr) twice, 3tr in next 3sts, turn.
- 42d Row. Sl-st to 4th st, ch3, 6tr in next 6sts, fasten thread.
- 43rd Row. To begin work at side fasten thread into top of 4th tr in the last group of 4tr to the left, ch3, 2tr under 2ch, tr over tr, ch3, tie thread and cut.
- 44th Row. Fasten your thread in the 13th tr, counting from the beginning of your first row of work to the tr marking the division of the 12th and 13th rows, ch5, then make the rest of this row like the 16th row, working toward the point where the 43rd row left off.
- 45th Row. Like 17th, 46th like 18th, 47th like 19th, 48th like 20th, 49th like 21st, 50th like 22nd, 51st like 23rd, 52nd like 24th, 53rd like 25th, 54th like 26th, 55th like 27th to star, then ch2, miss 2sts, tr over tr, ch5, turn. 56th row like 2nd row. Repeat all rows through the 27th, making the change after star in 27th as given just above, then repeat from 2nd row again.



Nos. 211-213-214

No. 211. Siamese Lace

1st Row. Ch30, turn, tr in 8th st, ch1, 2tr in same st, ch3, (d in 4th st, ch5,) 4 times, d in 4th st, ch3, 2tr in 4th st, ch1, 2tr in same st, ch5, turn.
 2nd Row. 2tr under 1ch, ch1, 2tr under same 1ch, ch3, (3tr under 5ch, ch4) 3 times. 3tr under 5ch, ch3, (2tr, ch2, 2tr) under 1ch, ch5, turn.
 3rd Row. Shell in 1ch as before. Ch3, d under 3ch, (ch5, d under 4ch) 3 times, ch5, d under 3ch, ch3, shell in 1ch, ch5, turn.
 4th Row. Shell in 1ch, ch3, d under 3ch, (ch5, d under 5ch) 4 times, ch5, d under 3ch, ch3, shell in 1ch, ch5, turn.
 5th Row. Shell in 1ch, ch3, (3tr under 5ch, ch4,) 4 times, 3tr under 5ch, ch3, shell in 1ch, ch5, turn.
 6th Row. Shell, ch3, d under 3ch, (ch5, d under 4ch)

No. 214. Irish Beading


Chain 12, turn. 1tr in 4th st from hook (ch2, miss 1, sl-st in next st, ch4, sl-st in same st, ch5, 2tr over 2tr, ch3, turn) 1tr over tr. Repeat bracket.

No. 245. Ric Rac and Crochet

This design may be joined to make almost any shaped pattern. Strips for bedspreads, curtains, edges, insertions are a few of its uses. All sizes of ric rac are to be obtained for a variety of uses. The outside rows of wheels have 12 points on the inside. The two inside rows have 13 points.

Outside wheels.

1st Row. Fasten thread where ric rac points are joined, ch9, make a tr in first point, ch2, tr in next point all around, then ch2, join to 9ch in the 7th st, ch3.



No. 245. Ric Rac

4 times, ch5, d under 3ch, ch3, shell, ch5, turn.
 7th Row. Shell, ch3, (d under 5ch, ch5), 4 times, d under 5ch, ch3, shell. Repeat from 2nd row.

No. 213. Beading

1st Row. 20sts, turn. 1tr in 7th st from hook, 3tr in next 3sts. Ch3, miss 3sts, 4tr in next 4sts, ch3, miss 3, 1 tr in next st, ch2, turn.
 2nd Row. 3tr under 3ch, ch3, 4tr under 3ch, ch3, 4tr under 3ch, ch8, turn.
 3rd Row. 3dtr under 3ch, ch3, 3dtr under 3ch, ch3, 1dtr over 4th tr, on ch3, turn.
 4th Row. Like second, 5th row like first, 6th row like second.

No. 209. Dress Lace

2nd Row. Tr under each 2ch all around with 1ch between trs, join, ch1.

3rd Row. D under each 1ch, join, fasten thread at back.

Inner wheels. These wheels have points joined on two sides.

Follow directions for outside wheels until 6 points have been joined with trs, then ch2, ttr into point of joining, ch2, and finish the other 6trs joined to each 6 points. Finish as outside wheels are made. This is beautiful when made in a circle for yokes, or joined to make pointed or square ones.

LIBRARY OF CONGRESS



0 014 083 366 6 ●

20